












2010 ELON PHOENIX FOOTBALL

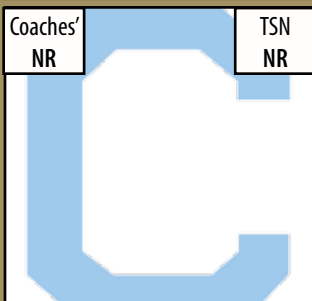
Chris Rash, Asst. Media Relations Dir.
 2500 Campus Box/Elon, N.C. 27244
 O: 336-278-6712; M: 336-263-4737
 crash@elon.edu

WWW.ELONPHOENIX.COM

SCHEDULE & RESULTS

	SATURDAY, SEPTEMBER 4 • 7 P.M. DUKE L, 27-41 WALLACE WADE STADIUM; DURHAM, N.C.
	SATURDAY, SEPTEMBER 11 • 7 P.M. SHAW W, 55-26 RHODES STADIUM; ELON, N.C.
	SATURDAY, SEPTEMBER 18 • 1 P.M. #9 RICHMOND L, 21-27 (OT) ROBINS STADIUM; RICHMOND, VA.
	SATURDAY, SEPTEMBER 25 • 6 P.M. #24 GA. SOUTHERN L, 21-38 PAULSON STADIUM; STATESBORO, GA.
	SATURDAY, OCTOBER 2 • 1:30 P.M. SAMFORD W, 24-19 RHODES STADIUM; ELON, N.C.
	SATURDAY, OCTOBER 9 • 3 P.M. #1 APP. ST. L, 31-34 KIDD BREWER STADIUM; BOONE, N.C.
	SATURDAY, OCTOBER 23 • 1:30 P.M. #9 WOFFORD L, 21-28 RHODES STADIUM; ELON, N.C.
	SATURDAY, OCTOBER 30 • 2 P.M. #20 CHATTANOOGA W, 49-35 FINLEY STADIUM; CHATTANOOGA, TENN.
	SATURDAY, NOVEMBER 6 • 2 P.M. THE CITADEL HAGOOD STADIUM; CHARLESTON, S.C.
	SATURDAY, NOVEMBER 13 • 1:30 P.M. FURMAN RHODES STADIUM; ELON, N.C.
	SATURDAY, NOVEMBER 20 • 3 P.M. WESTERN CAROLINA RHODES STADIUM; ELON, N.C.

Radio: WPCM 920 AM
 Radio PBP: David Hibbard
 Radio Color: Taylor Durham



The Citadel (2-7, 0-6 SoCon)
BULLDOGS

Noteworthy

- » Scott Riddle is among the players on the Watch List for the 2010 Walter Payton Award which is presented to the top offensive player at the FCS level.
- » Aaron Mellette's 68 receptions, 819 receiving yards and 10 receiving TDs this year all rank among the top-10 single-season marks during the program's NCAA Division I history.
- » Elon has gotten on the scoreboard first in five of its eight games this season.
- » Elon nearly doubled its season interception total last week at Chattanooga. The Phoenix entered the game with six picks on the year and then picked off the Mocs five times.

The Series

- » Elon is 3-6 all-time against The Citadel.
- » The Phoenix has won two consecutive games in the series.
- » The first-ever meeting between the two took place on Sept. 25, 1954 with The Citadel winning 21-13 in Charleston.

The Coaches

- » Elon: Pete Lembo (Georgetown '92) is 76-36 in his 10th season as a head coach. He is 32-22 in four-plus years at Elon.
- » The Citadel: Kevin Higgins (West Chester '77) is 82-64-1 in his 14th season as a head coach and is 26-39 in his sixth season at The Citadel.

Coaches' NR	TSN NR	At A Glance...
		Date: November 6, 2010
		Time: 2 p.m.
		Location: Charleston, S.C.
		Venue: Hagood Stadium
		Capacity: 21,000
		Surface: Natural Grass
		Series Rec.: CIT leads 6-3
		Live Stats: ... elonphoenix.com
		Radio: WPCM 920 AM



Elon (3-5, 2-3 SoCon)
PHOENIX

PLAYERS TO WATCH



#33 A.J. Harris, Junior, Running Back

Set career-highs with 163 rushing yards and 4 TDs on 31 carries in the win at UTC.
 Leads the team with 416 rushing yards and six rushing TDs.
Career Stats: 258 rushes, 1204 rush. yds., 13 rush. TDs, 74 rec., 733 rec. yds., 5 rec. TDs



#50 Joshua Jones, Junior, Linebacker

Scored the game-winning TD on a 25-yd. INT return at UTC.
 Is second on the team with 57 tackles
Career Stats: 83 UA, 131 AT, 214 total tackles, 15.0 TFL, 4.5 sacks, 3 INT, 2 FF

Live Stats: elonphoenix.com
 Live Audio: elonphoenix.com
 Live Video: elonphoenix.com

SoCon Teleconference

The Southern Conference football coaches will hold a weekly teleconference for the media taking place each Tuesday during the season. Each coach will be available for approximately seven minutes. The schedule of coaches is as follows (all times Eastern):

10:00-10:08Jerry Moore, Appalachian St.
 10:08-10:16 Kevin Higgins, Citadel
10:16-10:24Pete Lembo, Elon
 10:24-10:32 Bobby Lamb, Furman
 10:32-10:40 . Jeff Monken, Georgia Southern
 10:40-10:48Pat Sullivan, Samford
 10:48-10:56Russ Huesman, Chattanooga
 10:56-11:04 ... Dennis Wagner, Western Caro.
 11:04-11:12 Mike Ayers, Wofford

Weekly Luncheon/Radio Show

Inside the Elon Huddle Luncheons

• In 2010, these weekly luncheons, presented by Capital Bank and hosted by the Phoenix Club, will be held on Mondays at noon at the Best Western Inn on Huffman Mill Road in Burlington. Food will be catered by Grille 584. Media members wishing to attend need to contact the Elon Athletics Media Relations Office by the Thursday prior to the event.

Elon Football Live

• Every week coach Pete Lembo will join Elon color commentator Taylor Durham live from The Fat Frog Bar & Grill in Elon on Thursday evenings from 7-8 p.m. The show, presented by VantageSouth Bank, will be broadcast live on 920 AM WPCM and on-line at www.elon-phoenix.com. Fans can ask questions while in attendance or by submitting a question at elonphoenix.com.

Player/Coach Interviews

Media members wishing to conduct interviews with Elon coaches or players may do so by contacting the Athletics Media Relations Office at 336-278-6712. All interviews will be conducted following Elon's Wednesday practice session.

Monday

Weekly luncheon (Noon) at the Best Western Inn; Select players and Pete Lembo

Tuesday

Coach Lembo on SoCon conference call (10:16 a.m.)

Wednesday

Requested players and Coach Lembo available post-practice (Approx. 7 p.m.)

Thursday

Elon Football Live radio show from The Fat Frogg; Coach Lembo on air

Friday

No availability

There is Only One

As there can only be one Phoenix at any time, please refer to the Phoenix in the singular.

Notable Numbers

3 - Opponents to score on their first drive against Elon this year (Duke, Appalachian State, Chattanooga).

3 - Consecutive winning seasons for Elon, a first for the program since the move to Division I. The last three straight winning campaigns came from 1991-93. Elon has not had four consecutive winning seasons since the program ended nine straight years with a winning mark from 1980-88.

5 - Interceptions by the Elon defense in the victory over Chattanooga, the most for the team since 1993.

9 - Wins for Elon in 2009, the most for the program since 1999.

21 - Career 300+ yard passing games for Scott Riddle, a SoCon record.

12,501 - Career passing yards for Scott Riddle, the active leader at the FCS level and the SoCon record-holder.

SoCon Showing Support for Gulf Coast

Southern Conference football teams will show their support for those being impacted along the Gulf Coast by wearing helmet decals with the initials "GC" during the 2010 football season. More than 170 SoCon football players come from states that share a coastline being affected by the oil spill.

The Series With The Citadel

Date	Location	Score
09.25.54	Charleston	L, 13-21
09.24.55	Charleston	L, 18-26
10.04.03	Charleston	L, 7-31
11.13.04	Elon	W, 24-7
11.12.05	Charleston	L, 0-21
11.18.06	Elon	L, 7-44
11.10.07	Charleston	L, 31-42
10.11.08	Charleston	W, 27-23
10.10.09	Elon	W, 43-7

Career Stats vs. The Citadel (select players)

Scott Riddle: 3 GMs, 66-118, 838 yds., 7 TD, 2 INT, 16 rushes, 8 yds., 1 TD

Brandon Newsome: 3 GMs, 22 rushes, 171 yds., 1 TD, 1 rec., -1 yd.

A.J. Harris: 2 GMs, 27 rushes, 98 yds., 1 TD, 3 rec., 23 yds.

Sean Jeffcoat: 3 GMs, 3 rec., 69 yds., 1 TD, 1 rush, 3 yds.

Lance Camp: 3 GMs, 8 rec., 91 yds., 1 rush, 18 yds.

Joshua Jones: 2 GMs, 4 UA, 7 AT, 11 total tackles, 2.0 TFL, 1 INT

Brandon Wiggins: 3 GMs, 11 UA, 22 AT, 33 total tackles, 0.5 TFL

Terrell Wilson: 3 GMs, 6 UA, 6 AT, 12 total tackles, 2.0 TFL, 2.0 sacks

Brandon Ward: 3 GMs, 3 UA, 4 AT, 7 total tackles, 1.5 TFL, 1.5 sacks

Tale of the Tape (Starters)

	Elon	The Citadel
Pos.	Avg. Ht./Wt.	Avg. Ht./Wt.
WR	6-1/204	6-4/207
QB	6-1/213	6-1/184
RB	6-1/206	5-11/194
FB	6-1/230	6-0/205
OL	6-4/294	6-4/275
TE	6-4/245	6-4/247
DL	6-4/242	6-2/262
LB	6-0/220	5-10/208
DB	5-10/178	6-0/186

Riddle on Payton Watch List

Senior quarterback Scott Riddle was named as one of the 20 members of the watch list for the Walter Payton Award which is presented annually to the top offensive player at the FCS level.

Elite Company

Quarterback Scott Riddle has led the league in passing yards in each of his first three seasons in the league. No player has ever led the SoCon in passing for four consecutive years. Marshall's Michael Payton (1990-92) is the only other player to have led the league in passing for three straight seasons.

2010 SoCon Passing Leaders

1. **Scott Riddle, Elon** 2,486
2. B.J. Coleman, UTC 2,257

Mellette Making His Mark

Eight games into his sophomore season, Aaron Mellette is etching his name into the Elon record book. Mellette's 68 receptions for 819 yards and 10 touchdowns all rank among the top-10 on the program's single-season charts at the FCS level. The 68 grabs rate seventh, the 819 receiving yards also rank seventh,

the 10 total TDs are tied for third while 10 receiving TDs put him in a tie for third.

Tightly Contested

Despite sporting a record of 3-5, the Elon Phoenix has been in some very close contests. Elon has actually outscored its opponents by a point on the season.

Four of the five defeats have come against teams ranked in the FCS top-25. In fact, all but one of Elon's games against FCS competition have been against a top-25 foe.

It's Been a While

In Elon's 49-35 victory at No. 20 Chattanooga, the Phoenix defense picked off five passes – nearly doubling the squad's season total of six. The last time that Elon picked off five passes in a game came on Sept. 11, 1993 when Elon defeated West Virginia State 60-

ELON VS. THE CITADEL • TEAM COMPARISONS

Elon (3-5, 2-3 SoCon)			The Citadel (2-7, 0-6 SoCon)			NCAA Team Rankings					
Team Stats	EU	OPP	Team Stats	CIT	OPP	Category	EU	CIT			
Pts./Game	31.1	31.0	Pts./Game	15.0	28.6	Rushing Offense	93	16			
1st Downs	194	188	1st Downs	124	143	Passing Offense	3	117			
Rushing/Game	104.2	201.8	Rushing/Game	214.2	171.8	Passing Efficiency	12	117			
Passing/Game	326.0	223.1	Passing/Game	45.9	162.0	Total Offense	11	108			
Total Off./Game	430.2	424.9	Total Off./Game	260.1	333.8	Scoring Offense	T-20	111			
Fumbles-Lost	11-9	14-9	Fumbles-Lost	39-22	15-9	Rushing Defense	106	86			
Pen.-Yds./Game	45-52.9	54-61.9	Pen.-Yds./Game	43-38.8	41-42.8	Pass Defense	76	24			
TOP	29:15	30:45	TOP	32:13	27:51	Pass Efficiency Defense	71	90			
Individual Leaders			Individual Leaders			Total Defense	106	42			
Rushing	Att.	Net	Avg.	TD	YPG	Scoring Defense	95	85			
Harris	89	416	4.7	6	52.0	Net Punting	48	19			
Newsome	58	288	5.0	3	48.0	Punt Returns	13	70			
Passing	C-A-I	Pct.	TD	YPG	Passing	C-A-I	Pct.	TD	YPG		
Riddle	218-322-6	67.7	22	308.5	Thompson	22-62-7	35.5	3	37.8		
Receiving Rec.	Yds.	Avg.	TD	YPG	Receiving Rec.	Yds.	Avg.	TD	YPG		
Mellette	68	819	12.0	10	102.4	Jones	11	174	15.8	2	19.3
Jeffcoat	51	717	14.1	5	89.6	Caldwell	3	60	20.0	0	6.7
Defense	U-A-Tot.	TFL	INT	FF-R	Defense	U-A-Tot.	TFL	INT	FF-R		
Wiggins	49-35-84	3.5	0	0-2	Akindede	29-29-58	3.0	1	3-1		
Joshua Jones	19-38-57	1.0	1	1-0	Harland	24-30-54	3.5	0	0-2		

Elon Quick Facts

Location	Elon, N.C.
Founded	1889
Enrollment	5,666
President	Dr. Leo M. Lambert
Alma Mater	SUNY-Geneseo, '76
Director of Athletics	Dave Blank
Alma Mater	South Carolina, '82
Nickname	Phoenix
Colors	Maroon & Gold
Stadium	Rhodes Stadium
Capacity	11,250
Surface	Natural Grass
Affiliation	NCAA I (FCS)
Conference	Southern
Head Coach	Pete Lembo
Alma Mater	Georgetown, '92
Career Record	76-36 (10th year)
Elon Record	32-22 (5th year)
Assistant Coaches:	
Jay Bateman ...Asst. HC/Def. Coordinator/LB	
Rich Skrosky	Off. Coordinator/QB
Scott Browne	RB
Jerrick Hall	DL
Brian Newberry	DB
Keith Gaither	WR
John Strollo	OL
Charles Porterfield	TE
Kevin Downing	Def. Assistant
David Vaughn	Vol. Assistant/Specialists
Corey Bass	Dir. of FB Operations
Aaron Walker	Strength & Conditioning
A.J. Lukjanczik	Athletic Trainer
2009 Overall Record	9-3
2009 SoCon Record	7-1 (2nd)
Final 2009 Rankings:	
The Sports Network	9th
FCS Coaches	10th
Highest 2009 Ranking	6th
Basic Offense	Multiple
Basic Defense	4-3
Starters R/L	
Offense	7/4
Defense	6/5
First Year of Program	1909
All-Time Record	474-392-18 (.546)
Year at NCAA Division I	12th
NCAA Division I Record	62-70 (.470)
Year in the SoCon	8th
Overall Rec. Since Joining SoCon ..	40-48 (.455)
All-Time SoCon Record	24-33 (.421)

13. The school record is six interceptions set in both 1971 (vs. Gardner-Webb) and 1973 (vs. Carson-Newman).

Harris, Brant Collect SoCon Accolades

After Elon's 49-35 victory over No. 20 Chattanooga, Phoeni running back A.J. Harris was named the SoCon's Offensive Player of the Week. He scored a personal-best four rushing touchdowns on runs of 14, three, 25 and one yard. Harris also set career-highs with 31 carries and 163 rushing yards. He added three receptions for another 17 yards to finish with a career-best 180 all-purpose yards.

Harris was also recognized as the SoCon Offensive Player of the Week by SouthernPigskin.com and as an honorable mention running back of the week by CollegeFootballPerformance.com.

Brandon Brant, a red-shirt freshman from Stone Mountain, Ga., claimed the league's freshman of the week distinction after he posted five tackles, including the first sack of his career in the victory over the Mocs. Brant also recovered one fumble and tallied one quarterback hurry.

Wide receiver Sean Jeffcoat, who hauled in seven passes for a career-high 154 yards and two touchdowns, was recognized as an honorable mention wide receiver of the week by CollegeFootballPerformance.com. Jeffcoat's 57-yard touchdown reception was a personal-best and was Elon's longest pass play of the season this season.

Harris Earns Academic Honor

Running back A.J. Harris was honored as the SoCon's Student-Athlete of the Week on Nov. 3. Harris sports a 3.41 GPA in media arts and entertainment. On the field, Harris rushed for a career-high 163 yards and four touchdowns on 31 carries in Elon's 49-35 victory over 20th-ranked Chattanooga.

Elon Players Honored

Following a 394-yard, four-touchdown passing performance against top-ranked Appalachian State, Elon quarterback Scott Riddle was named the SoCon Offensive Player of the Week by SouthernPigskin.com and honorable mention Quarterback of the Week by CollegeFootballPerformance.com. The later publication also recognized Elon wide receiver Aaron Mellette as an honorable mention selection for Wide Receiver of the Week. Mellette caught nine balls for 127 yards and a career-high three TDs in the game.

Pass it Along

Against Samford, Scott Riddle passed for 416 yards on 36 completions. The yardage marked the second-highest total of Riddle's career and ranks as the 17th-best passing yardage total in league history. The SoCon passing record of 534 yards is owned by Riddle and was accomplished at Furman on Nov. 3, 2007.

For his performance, Riddle was recognized as the SoCon X-Factor of the Week by SouthernPigskin.com and as both the National Performer of the Week and National Quarterback of the Week by CollegeFootballPerformance.com.

Riddle Grabs Another SoCon Record

With a 10-yard completion to Brandon Newsome in the first quarter against Shaw, Scott Riddle became the all-time leading passer in the history of the Southern Conference. The gain gave Riddle the edge over Appalachian State's Armanti Edwards who passed for 10,392 yards from 2006-2009. Riddle ended the night with 244 yards. His performance earned him the title of SoCon X-Factor of the Week from SouthernPigskin.com.

Elon's Streak Snapped at GSU

Elon was looking to become just the second SoCon team to ever win four consecutive league games against Georgia Southern, but came up short in a 38-21 defeat in States-

Elon's Record When...

At home	2-1
On the road	1-4
Against SoCon opponents	2-3
Against non-conference opponents	1-2
On natural grass	2-3
On artificial surfaces	1-2
In day games	2-3
In home day games	1-1
In road day games	1-2
In night games	1-2
In home night games	1-0
In road night games	0-2
In September	1-3
In October	2-2
In November	0-0
Leading after 1st quarter	3-2
Leading after 2nd quarter	3-0
Leading after 3rd quarter	3-0
Tied after 1st quarter	0-1
Tied after 2nd quarter	0-2
Tied after 3rd quarter	0-1
Trailing after 1st quarter	0-2
Trailing after 2nd quarter	0-3
Trailing after 3rd quarter	0-4
In overtime	0-1
Elon scores first	2-3
Opponent scores first	1-2
Elon has the first possession	1-4
Opponent has the first possession	2-1
Elon scores 0-10 points	0-0
Elon scores 11-20 points	0-0
Elon scores 21-30 points	1-4
Elon scores 31-40 points	0-1
Elon scores 41-50 points	1-0
Elon scores 51+ points	1-0
Opponent scores 0-10 points	0-0
Opponent scores 11-20 points	1-0
Opponent scores 21-30 points	1-2
Opponent scores 31-40 points	1-2
Opponent scores 41-50 points	0-1
Opponent scores 51+ points	0-0
Elon rushes for 150+ yds	2-0
Elon rushes for less than 150 yds	1-5
Opponent rushes for 150+ yds	1-4
Opponent rushes for less than 150 yds	2-1
Elon passes for 200+ yds	3-5
Elon passes for less than 200 yds	0-0
Opponent passes for 200+ yds	2-3
Opponent passes for less than 200 yds	1-2
Elon gains 0-100 net yds	0-0
Elon gains 101-200 net yds	0-0
Elon gains 201-300 net yds	0-1
Elon gains 301-400 net yds	0-2
Elon gains 401+ net yds	3-2
Opponent gains 0-100 net yds	0-0
Opponent gains 101-200 net yds	0-0
Opponent gains 201-300 net yds	0-1
Opponent gains 301-400 net yds	2-1
Opponent gains 401+ net yds	1-3
Elon commits 0-5 penalties	2-2
Elon commits 6-10 penalties	1-2
Elon commits 11+ penalties	0-1
Opponent commits 0-5 penalties	0-3
Opponent commits 6-10 penalties	3-1
Opponent commits 11+ penalties	0-1
Elon leads in TOP	3-1
Opponent leads in TOP	0-4
Elon commits more turnovers	1-1
Opponent commits more turnovers	2-2
Turnovers are even	0-2

boro in week four. Marshall is the only team to have beaten GSU four consecutive seasons (1993-96).

Breakout for Mellette

Sophomore receiver Aaron Mellette had a career night in Elon's victory over Shaw. Mellette had personal-bests with nine catches, 120 receiving yards and two TD grabs. It was the first 100-yard game of Mellette's career.

More on Mellette

Mellette followed his performance versus Shaw by setting an Elon record with 18 receptions at Richmond. He ended that game with 195 receiving yards and another two TD grabs, including one as time expired to force overtime.

For his efforts at Richmond, Mellette was named the SoCon Offensive Player of the Week by SouthernPigskin.com, the national wide receiver of the week by College Football Performance Awards and a College Sporting News All-Star.

The Stopper and POW Awards

Senior linebacker Brandon Wiggins tied a career-high with 19 tackles in Elon's loss at Duke. Wiggins also tallied 19 stops at The Citadel on Nov. 10, 2007. The performance moved Wiggins into 10th-place on Elon's career total tackles chart with 253. He now has 318 tackles to rank fifth in program history and first in Elon's time at the NCAA Division I level. He is five stops shy of moving into a tie for fourth with Ernie Tootoo (1978-81).

For his efforts, Wiggins collected his first-career SoCon Defensive Player of the Week nod. SouthernPigskin.com also selected Wiggins as the league's defensive POW.

The TD Streak Continues

With just 40 seconds remaining in Elon's game at Duke, Scott Riddle found Kierre Brown for a 30-yard touchdown strike. It was the only TD pass of the game for Riddle who has thrown at least one touchdown in

35 of his 36 career games. The only time he failed to connect on a touchdown pass came on Nov. 22, 2008 in the season finale at Liberty. Through eight games this season, Riddle has thrown at least one TD pass in 20 consecutive games.

Retiring #19 Jersey

Prior to the game against Samford, Elon honored the accomplishments of former standout wide receiver Terrell Hudgins with the retirement of his #19 jersey. In his time with the Phoenix, Hudgins set 19 NCAA, SoCon or Elon records. He is the all-time NCAA Division I leader in career receiving yards (5,250), career receptions (395), career 100-yard receiving games (28) and career 1,000-yard receiving seasons (4).

Nesting at Home

Now in the 89th year of Elon's program history, the Phoenix owns an all-time record of 473-392-18 (.546) – including a sizzling 176-84-3 (.674) in 52 seasons of home games at Burlington Memorial Stadium and a mark of 27-27 (.500) in its current home at Rhodes Stadium. The 2010 campaign marks the 10th-year of operations at Elon's on-campus home.

Elon's Year-by-Year Home Record Since 1997

Year	Record	Pct.
1997*	5-0	1.000
1998*	4-2	.667
1999	5-1	.833
2000	5-1	.833
2001^	2-3	.400
2002	3-2	.600
2003	1-5	.167
2004	2-4	.333
2005	2-4	.333
2006	2-4	.333
2007	5-1	.833
2008	4-2	.667
2009	4-1	.800
2010	2-1	.667
Total	46-31	.597

* Transition to NCAA Division I play

^ First year at Rhodes Stadium

Tracking Elon's Opponents



at Duke (Sept. 4)
Record: 2-6 (Streak: W1)
Last Game: Won at Navy, 34-31 (Oct. 30)
This Week: vs. Virginia (Noon)
Next Week: vs. Boston College (TBA)



vs. Shaw (Sept. 11)
Record: 7-2 (Streak: W6)
Last Game: Won vs. Winston-Salem State, 31-27 (Oct. 30)
This Week: at Saint Augustine's (1:30 p.m.)
Next Week: Regular season over



at Richmond (Sept. 18)
Record: 4-4 (Streak: L1)
Last Game: Lost at Villanova, 28-7 (Oct. 30)
This Week: vs. James Madison (3:30 p.m.)
Next Week: vs. Rhode Island (2 p.m.)



at Georgia Southern (Sept. 25)
Record: 4-4 (Streak: L1)
Last Game: Lost vs. Samford, 20-13 (Oct. 30)
This Week: vs. Appalachian State (2 p.m.)
Next Week: at Western Carolina (3 p.m.)



vs. Samford (Oct. 2)
Record: 4-4 (Streak: W1)
Last Game: Won at Georgia Southern, 20-13 (Oct. 30)
This Week: vs. Wofford (3 p.m.)
Next Week: at Chattanooga (2 p.m.)



at Appalachian State (Oct. 9)
Record: 8-0 (Streak: W8)
Last Game: Won vs. Furman, 37-26 (Oct. 30)
This Week: at Georgia Southern (2 p.m.)
Next Week: vs. Wofford (3 p.m.)



vs. Wofford (Oct. 23)
Record: 7-1 (Streak: W7)
Last Game: Won vs. The Citadel, 35-0 (Oct. 30)
This Week: at Samford (3 p.m.)
Next Week: at Appalachian State (3 p.m.)



at Chattanooga (Oct. 30)
Record: 5-3 (Streak: L1)
Last Game: Lost vs. Elon, 49-35 (Oct. 30)
This Week: at Auburn (1 p.m.)
Next Week: vs. Samford (2 p.m.)



at The Citadel (Nov. 6)
Record: 2-7 (Streak: L6)
Last Game: Lost at Wofford, 35-0 (Oct. 30)
This Week: vs. Elon (2 p.m.)
Next Week: Bye



vs. Furman (Nov. 13)
Record: 4-4 (Streak: L2)
Last Game: Lost at Appalachian State, 37-26 (Oct. 30)
This Week: vs. Western Carolina (12:30 p.m.)
Next Week: at Elon (1:30 p.m.)



vs. Western Carolina (Nov. 20)
Record: 2-6 (Streak: L3)
Last Game: Lost vs. Appalachian State, 37-14 (Oct. 23)
This Week: at Furman (12:30 p.m.)
Next Week: vs. Georgia Southern (3 p.m.)

Elon vs. FBS Opponents

Elon's Sept. 4 game at Duke marked just the third time that Elon has taken on a Football Bowl Subdivision (FBS) opponent. The first was a 28-13 loss at South Florida to open the 2007 season. USF would later peak at #2 in the FBS polls. Last year, Elon dropped a 35-7 decision at Wake Forest.

Elon is slated to take on Vanderbilt (2011) and Georgia Tech (2013) in coming seasons.

Birthday Boys

Senior quarterback Scott Riddle celebrated his 22nd birthday on on Sept. 4, the same day Elon opened the season against Duke. Riddle completed 22 passes for 281 yards and one touchdown while rushing for 16 yards and a score on the day.

Riddle is one of three Elon players whose birthday falls on a game day in 2010. The others are freshman defensive lineman Dustin Ruff (Oct. 2) and red-shirt freshman offensive lineman Dennis Wagner (Oct. 23).

Top-10 Performance

For the first time at the NCAA Division I level, the Phoenix program concluded the season with a top-10 ranking. Elon finished the year rated ninth in The Sports Network top-15 and 10th in the FCS coaches rankings.

Consistently Ranked

Until last week, the Elon football team had been ranked in every poll issued by The Sports Network since Oct. 18, 2007 – a span of 40 polls.

Our First Time

Elon's inclusion in the 2009 FCS playoff field marked the first time since the program moved to Division I in which Elon has earned a bid. Elon came close to a berth in 1999 when the team finished 9-2.

Lembo Era Non-Offensive TDs

2006
 Chris Bland.....33-yd. INT at Appalachian St.
 Karlos Sullivan32-yd. INT at Ga. Southern
 Chad Nkang..... 47-yd. INT at N.C. A&T
 Tim Happer 28-yd. INT at N.C. A&T

2007
 Bo Williamson ..0-yd. Blk. Punt vs. W.Va. Wesleyan
 Karlos Sullivan ..80-yd. PR vs. W.Va. Wesleyan
 Michael Mayers...100-yd. KO vs. Appalachian St.
 Karlos Sullivan 32-yd. INT vs. Stony Brook

2008
 Karlos Sullivan 81-yd. PR at Stony Brook
 Charles Ball .. 10-yd. Blk. Punt vs. Presbyterian

2009
 Lance Camp.....54-yd. PR vs. Davidson
 Travis Greene... 0-yd. Fumble Rec. at Furman
 Karlos Sullivan 14-yd. INT vs. Citadel

2010
 Joshua Jones25-yd. INT at Chattanooga

Elon's Preseason All-SoCon Picks

First Team

QB - Scott Riddle
 DL - Brandon Ward

Second Team

OL - Rodney Austin
 DL - Jordan Gibson
 LB - Joshua Jones
 DB - Terell Wilson

Preseason Offensive Player of the Year

Scott Riddle

Preseason SoCon Polls

Coaches	Media
Appalachian St.	Appalachian St.
ELON	ELON
Furman	Furman
Samford	Chattanooga
Chattanooga	Wofford
Wofford	Samford
Ga. Southern	Ga. Southern
The Citadel	Western Carolina
Western Carolina	The Citadel

High-Flying Offense

The Phoenix offense rated sixth nationally in passing offense in 2009, averaging 291.50 yards per game. Elon's rushing attack ranked 59th nationally, putting up 133.42 yards per game. In total offense, the Phoenix rated 11th with 424.92 yards per game. Elon's 30.42 points per outing rated it as the number 23 scoring offense in the country.

So far in 2010, Elon has averaged 430.25 yards of offense per game.

We Play Defense Too

Elon's defense ended the 2009 year ranked fourth in the nation in total defense, allowing just 248.33 yards per game. The defensive unit also ranked in the top-10 nationally in scoring defense (3rd), pass defense (5th), pass efficiency defense (6th) and sacks (8th).

A Tough Start

The Phoenix allowed just one 2009 opponent to score on its opening drive of the game. Chattanooga connected on a 27-yard field goal on Oct. 24. Only four opponents did not go three-and-out on their first possession of the game – Chattanooga, Western Carolina, Appalachian State and Richmond.

Duke, Appalachian State and Chattanooga are the only teams to have scored on its first possession against the Phoenix this season.

Picked Off

The Elon defense tallied 14 interceptions in 2009, including three against both Georgia Southern and Richmond.

The Phoenix defense has picked off 11 passes in eight games this year.

Home Cooking

The Phoenix completed the 2009 regular season with a 4-1 mark at Rhodes Stadium. Elon put up some impressive numbers at home, outscoring its opponents by a 182-58 margin (36.4-11.6 points per game). In those games, the Phoenix averaged 439.8

total yards per game while allowing 224.8 yards per game.

100-Yard Rushing Games

Below is a list of 100-yard rushing games for current Elon backs.

Player	Opponent	Yds.	Date
B. Newsome	at Ga. Southern	148	09.20.08
B. Newsome	Furman	161	10.04.08
B. Newsome	at The Citadel	134	10.11.08
J. Shuman	at Chattanooga	166	10.18.08
B. Newsome	at Appalachian St.	118	11.15.08
J. Shuman	Davidson	115	09.05.09
J. Shuman	at Presbyterian	190	09.12.09
A.J. Harris	at Presbyterian	103	09.12.09
J. Shuman	The Citadel	167	10.10.09
B. Newsome	at Western Caro.	143	11.07.09
A.J. Harris	at Chattanooga	163	10.30.10

100-Yard Receiving Games

Gone from the Elon line-up is receiver Terrell Hudgins who set a NCAA Division I-record 28 career games with 100 or more yards receiving. Below is a list of 100-yard receiving outings for current Phoenix players.

Player	Opponent	Yds.	Date
A.J. Harris	Samford	106	09.27.08
S. Jeffcoat	at Presbyterian	103	09.12.09
L. Camp	at Richmond	109	11.28.09
S. Jeffcoat	at Duke	111	09.04.10
A. Mellette	Shaw	120	09.11.10
A. Mellette	at Richmond	195	09.18.10
A. Mellette	at Ga. Southern	121	09.25.10
S. Jeffcoat	Samford	109	10.02.10
A. Mellette	at Appalachian St.	127	10.09.10
S. Jeffcoat	at Appalachian St.	102	10.09.10
S. Jeffcoat	at Chattanooga	154	10.30.10

2010 Accolades

Consensus Draft Services

Preseason All-American Team

Scott Riddle 1st Team

Phil Steele's Preseason All-America Team

Joshua Jones 3rd Team

Scott Riddle 3rd Team

The Sports Network

Preseason All-America Team

Scott Riddle 3rd Team

Walter Payton Award Watch List

Scott Riddle

AFC A Good Works Team Watch List

Khirey Walker

10+ Win Seasons

1973..... 12-1-0 (Coach "Red" Wilson)
 1974..... 10-2-0 (Coach "Red" Wilson)
 1976..... 11-1-0 (Coach "Red" Wilson)
 1978..... 11-2-1 (Coach Jerry Tolley)
 1980..... 13-1-0 (Coach Jerry Tolley)
 1981..... 11-1-1 (Coach Jerry Tolley)

Top-10 Rhodes Stadium Crowds

1. 14,167 vs. Appalachian St. 11.14.09
 2. 13,100 vs. Appalachian St. 09.29.07
 3. 11,149 vs. Samford 09.27.08
 4. 10,847 vs. Richmond 08.30.08
 5. 10,747 vs. Western Carolina 11.08.08
 6. 10,632 vs. Ga. Southern 11.10.01
 7. 10,536 vs. N.C. A&T 09.27.03
 8. 10,520 vs. Johnson C. Smith 09.21.02
 9. **10,476 vs. Samford 10.02.10**
 10. 10,450 vs. N.C. A&T 09.22.01

Milestone Victories

1 vs. Bingham Military 10.23.09 (11-6)
 50 at Randolph-Macon 10.24.34 (26-0)
 100 vs. East Carolina 10.12.46 (13-6)
 150 vs. Appalachian St. 10.05.57 (21-6)
 200 at Concord St. 09.20.69 (42-0)
 250 vs. Bluefield St. 10.11.75 (41-0)
 300 vs. Northeastern St. 12.20.80 (17-10)
 400 at Wingate 11.16.96 (33-14)
 450 at Western Carolina 10.06.07 (38-36)

200-Yard Passing Games

Junior quarterback Scott Riddle extended the SoCon record for career 200-yard games when he tallied the 38th 200+ yard passing game of his career by throwing for 260 yards against Chattanooga. Below is a list of 200+ yard passing games for current Elon players.

Player	Opponent	Yds.	Date
S. Riddle	at South Florida	210	09.01.07
S. Riddle	W.Va. Wesleyan	362	09.08.07
S. Riddle	Liberty	368	09.22.07
S. Riddle	Appalachian St.	307	09.29.07
S. Riddle	at Western Caro.	354	10.06.07
S. Riddle	Ga. Southern	303	10.13.07
S. Riddle	at Wofford	343	10.20.07
S. Riddle	Chattanooga	359	10.27.07
S. Riddle	at Furman	534	11.03.07
S. Riddle	at The Citadel	381	11.10.07
S. Riddle	Stony Brook	296	11.17.07
S. Riddle	Richmond	213	08.30.08
S. Riddle	at Stony Brook	241	09.06.08
S. Riddle	Presbyterian	386	09.13.08
S. Riddle	at Ga. Southern	308	09.20.08
S. Riddle	Samford	291	09.27.08
S. Riddle	at The Citadel	237	10.11.08
S. Riddle	Wofford	263	10.25.08
S. Riddle	Western Caro.	210	11.08.08
S. Riddle	at Liberty	204	11.22.08
S. Riddle	Davidson	326	09.05.09
S. Riddle	at Presbyterian	346	09.12.09
S. Riddle	Ga. Southern	338	09.26.09
S. Riddle	at Furman	374	10.03.09
S. Riddle	The Citadel	238	10.10.09
S. Riddle	at Wofford	323	10.31.09
S. Riddle	at Western Caro.	228	11.07.09
S. Riddle	Appalachian St.	212	11.14.09
S. Riddle	at Samford	278	11.21.09

SoCon Overall Records Since 2006

	W	L	Pct.
Appalachian State	57	9	.864
Wofford	35	20	.636
ELON	32	22	.593
Furman	31	23	.574
Georgia Southern	25	27	.481
The Citadel	22	32	.407
Samford	22	30	.423
Chattanooga	17	36	.321
Western Carolina	10	43	.189

S. Riddle	at Richmond	309	11.28.09
S. Riddle	at Duke	281	09.04.10
S. Riddle	Shaw	244	09.11.10
S. Riddle	at Richmond	319	09.18.10
S. Riddle	at Ga. Southern	322	09.25.10
S. Riddle	Samford	416	10.02.10
S. Riddle	at Appalachian St.	394	10.09.10
S. Riddle	Wofford	232	10.23.10
S. Riddle	at Chattanooga	260	10.30.10

Riddle Me This...

Senior quarterback Scott Riddle has etched his name on the record books of the NCAA, SoCon and the Elon program. Riddle has thrown at least one TD pass in all but one game of his career (at Liberty in 2008).

Riddle Holds...

NCAA Freshman Records

- 31 – Touchdown passes in a season (2007)
- 6,192 – Net yards of total offense in a year (2007)
- 3,817 – Passing yards in a season (2007)
- 347.0 – Passing yards/game in a year (2007)
- 339.8 – Yards of total offense/game in a year (2007)

SoCon Only Records

- 68.1 – Single-season pass completion percentage (2007)
- 11 – Overall and consecutive games passing for 200+ yards in a season (2007)
- 9 – Overall and consecutive games passing for 300+ yards in a season (2007)
- 3 – Touchdown passes in a quarter (vs. Chattanooga in 2007; vs. Davidson in 2009)
- 21 – Consecutive career games throwing a touchdown pass (all 11 games in 2007, 1st 10 games in 2008)
- 12 – Consecutive games throwing a touchdown pass in a season (2009)
- 218 – Consecutive passing attempts without an interception (Last 7 quarters of 2008 and first 15 quarters of 2009)

Elon and SoCon Records

- 508 – Passes attempted in a season (2007)
- 41 – Passes completed in a game (at Wofford in 2007)

2010 Elon Big Plays (25+ Yds.)

Opponent	Qtr.	Yards	Play
Duke	1	29	Riddle pass to Jeffcoat
Duke	2	29	Riddle pass to Jeffcoat
Duke	4	30	Riddle pass to Brown*
Shaw	1	25	Riddle pass to Jeffcoat
Shaw	1	26	Riddle pass to Mellette
Shaw	2	25	Brown kickoff return
Shaw	2	32	Harris rush*
Shaw	2	38	Riddle pass to Peterson
Shaw	2	41	Riddle pass to Mellette*
Shaw	3	31	Camp kickoff return
Shaw	3	29	Camp kickoff return
Shaw	3	25	Harris rush*
Shaw	3	30	Brown kickoff return
Richmond	2	33	Riddle pass to Mellette
Richmond	4	27	Reece rush
Richmond	4	25	Riddle pass to Mellette*
Georgia Southern	1	28	Brown kickoff return
Georgia Southern	1	34	Riddle pass to Mellette
Georgia Southern	2	28	Riddle pass to Jeffcoat
Georgia Southern	2	46	Riddle pass to Mellette
Samford	1	36	Riddle pass to Brown*
Samford	1	48	Riddle pass to Jeffcoat
Samford	3	26	Dennis kickoff return
Appalachian St.	2	47	Riddle pass to Mellette
Appalachian St.	2	26	Shuman kickoff return
Appalachian St.	2	25	Riddle rush
Appalachian St.	3	38	Riddle pass to Camp
Appalachian St.	3	43	Riddle pass to Mellette*
Wofford	3	31	Wilson punt return
Chattanooga	2	25	Harris rush*
Chattanooga	2	40	Riddle pass to Jeffcoat*
Chattanooga	2	57	Riddle pass to Jeffcoat*
Chattanooga	4	25	Mellette kickoff return
Chattanooga	4	25	Joshua Jones interception return*
Chattanooga	4	37	Thompson interception return
Chattanooga	4	33	Wilson pass to Mellette

* denotes scoring play

2010 Elon Scoring Drives

Opponent	Qtr.	Plays-Yards	TOP	Result
Duke	1	9-63	2:19	Shreiner 28-yd. FG
Duke	2	7-43	2:23	Shreiner 47-yd. FG
Duke	2	9-80	4:19	Newsome 5-yd. rush (Shreiner kick)
Duke	4	7-71	2:17	Riddle 11-yd. rush (Shreiner kick)
Duke	4	10-79	1:26	Riddle 30-yd. pass to Brown (Shreiner kick)
Shaw	1	7-62	3:09	Riddle 4-yd. pass to Eastman (Shreiner kick)
Shaw	1	11-83	5:37	Riddle 8-yd. pass to Mellette (Shreiner kick)
Shaw	2	6-45	1:36	Newsome 4-yd. rush (Shreiner kick)
Shaw	2	3-34	1:13	Newsome 4-yd. rush (Shreiner kick)
Shaw	2	6-55	2:47	Harris 32-yd. rush (Shreiner kick)
Shaw	2	4-78	1:24	Riddle 41-yd. pass to Mellette (Shreiner kick)
Shaw	3	9-55	3:45	Shreiner 26-yd. FG
Shaw	3	10-60	5:13	Harris 25-yd. rush (Shreiner Kick)
Shaw	4	4-1	0:50	Shreiner 31-yd. FG
Richmond	1	8-80	3:50	Riddle 16-yd. pass to Mellette (Shreiner kick)
Richmond	2	9-67	2:56	Riddle 6 yd. pass to Harris (Shreiner kick)
Richmond	4	16-79	1:41	Riddle 25-yd. pass to Mellette (Shreiner kick)
Georgia Southern	1	5-63	1:55	Riddle 15-yd. pass to Peterson (Shreiner kick)
Georgia Southern	2	7-70	2:00	Riddle 3-yd. pass to Mellette (Shreiner kick)
Georgia Southern	4	13-85	4:08	Riddle 19-yd. pass to Mellette (Shreiner kick)
Samford	1	9-80	4:18	Riddle 36-yd. pass to Brown (Shreiner kick)
Samford	1	11-72	4:52	Shreiner 25-yd. FG
Samford	2	11-89	3:43	Riddle 2-yd. pass to Jeffcoat (Shreiner kick)
Samford	3	8-80	3:40	Riddle 9-yd. pass to Labinowicz (Shreiner kick)
Appalachian St.	1	8-60	3:41	Riddle 7-yd. pass to Mellette (Shreiner kick)
Appalachian St.	2	7-65	3:03	Shreiner 29-yd. FG
Appalachian St.	2	8-78	2:07	Mellette 6-yd. pass from Riddle (Shreiner kick)
Appalachian St.	3	4-80	1:28	Mellette 43-yd. pass from Riddle (Shreiner kick)
Appalachian St.	4	10-68	4:12	Jeffcoat 17-yd. pass from Riddle (Shreiner kick)
Wofford	3	5-71	1:55	Mellette 16-yd. pass from Riddle (Shreiner kick)
Wofford	3	7-35	1:59	Harris 6-yd. pass from Riddle (Shreiner kick)
Wofford	4	8-52	3:32	Jeffcoat 24-yd. pass from Riddle (Shreiner kick)
Chattanooga	1	7-61	2:17	Harris 14-yd. rush (Shreiner kick)
Chattanooga	1	10-71	4:10	Harris 3-yd. rush (Shreiner kick)
Chattanooga	2	7-71	2:24	Harris 25-yd. rush (Shreiner kick)
Chattanooga	2	4-80	1:32	Jeffcoat 40-yd. pass from Riddle (Shreiner kick)
Chattanooga	2	3-75	0:21	Jeffcoat 57-yd. pass from Riddle (Shreiner kick)
Chattanooga	4	--	--	Joshua Jones 25-yd. INT return (Shreiner kick)
Chattanooga	4	2-5	0:42	Harris 1-yd. rush (Shreiner kick)

- 534 – Passing yards in a game (at Furman in 2007)
- 10 – Games throwing for 250+ yards in a season (2007)
- 346 – Passes completed in a season (2007)
- 3,817 – Passing yards in a season (2007)
- 347.0 – Passing yards per game in a season (2007)
- 31 – Touchdown passes in a season (2007)
- 40 – Touchdowns responsible for in a season (2007)
- 622 – Total offensive plays in a season (2007)
- 1,982 – Total plays in a career
- 12,501 – Career passing yards
- 1,112 – Career passes completed
- 100 – Career touchdown passes
- 1,696 – Career passes attempted
- 21 – Career games passing for 300+ yards
- 38 – Career games passing for 200+ yards

Elon Only Records

- 12,417 – Career yards of total offense
- 6 – Touchdowns responsible for in a game (vs. Liberty and at Furman in 2007)
- 516 – Yards of total offense in a game (at Furman in 2007)
- 6,192 – Net yards of total off. in a season (2007)
- 339.8 – Yards of total offense per game (2007)
- 67 – Total offensive plays in a game (vs. Georgia Southern in 2007)
- 55 – Pass attempts in a game (at Richmond in 2010)

Top-10 FCS Career Passing Yds.

1. Steve McNair	Alcorn St., 1991-94	14,496
2. Bruce Eugene	Grambling, 2001-05	13,513
3. Dominic Randolph	Holy Cross, 2006-09	13,455
4. Ricky Santos	New Hampshire, 2004-07	13,212
5. Willie Totten	Miss. Valley St., 1982-85	12,711
6. Matt Nichols	E. Washington, 2006-09	12,616
7. SCOTT RIDDLE	ELON, 2007-	12,501
8. Marcus Brady	Cal St. Northridge, 1998-01	12,479
9. Jamie Martin	Weber St., 1989-92	12,207
10. Jeremy Moses	Stephen F. Austin, 2007-	12,021

2010 Opponent Big Plays (25+ Yds.)

Opponent	Qtr.	Yards	Play
Duke	1	27	Kurunwune kickoff return
Duke	1	34	Scott rush*
Duke	2	47	Renfree pass to Vernon
Duke	2	27	Thompson kickoff return
Duke	2	35	Renfree pass to Varner
Duke	4	48	Connette rush
Shaw	1	28	Johnson kickoff return
Shaw	1	26	Williams kickoff return'
Shaw	2	62	Atkins pass to Gregory*
Shaw	3	54	Atkins pass to Craig
Shaw	3	39	Atkins pass to Craig*
Richmond	3	32	Corp pass to Boston
Richmond	3	27	Laub pass to Edwards
Georgia Southern	2	27	Scott kickoff return
Georgia Southern	2	31	Shaw pass to Wilcox
Georgia Southern	4	36	Scott interception return*
Georgia Southern	4	37	Hickey rush
Samford	3	49	Evans rush
Appalachian St.	1	39	Presley pass to Hillary
Appalachian St.	1	27	Cadet kickoff return
Appalachian St.	2	32	Presley pass to Quick
Appalachian St.	2	36	Baker rush*
Appalachian St.	2	53	Presley rush*
Appalachian St.	2	27	Cadet kickoff return
Appalachian St.	3	29	Presley pass to Elder
Appalachian St.	3	44	Presley rush*
Wofford	2	27	Allen rush
Wofford	3	84	Rucker kickoff return*
Wofford	4	26	Rucker kickoff return
Wofford	4	41	Allen pass to D. Reed*
Chattanooga	2	25	Coleman pass to Anthony*
Chattanooga	3	30	Coleman pass to Bradford

* denotes scoring play

2010 Opponent Scoring Drives

Opponent	Qtr.	Plays-Yards	TOP	Result
Duke	1	6-64	2:39	Scott 34-yd. rush (Snyderwine kick)
Duke	1	7-82	3:08	Renfree 8-yd. pass to Varner (Snyderwine kick)
Duke	2	4-57	1:23	Renfree 7-yd. pass to King (Snyderwine kick)
Duke	2	10-64	4:03	Snyderwine 22-yd. FG
Duke	2	6-53	1:02	Snyderwine 20-yd. FG
Duke	4	11-67	4:31	Snead 3-yd. rush (Snyderwine kick)
Duke	4	11-36	5:31	Hollingsworth 1-yd. rush (Snyderwine kick)
Shaw	2	1-62	0:12	Atkins 62-yd. pass to Gregory (kick failed)
Shaw	2	4-65	1:27	Atkins 6-yd. rush (Reid kick)
Shaw	3	5-69	2:15	Wooten 1-yd. rush (pass failed)
Shaw	3	6-65	2:35	Atkins 39-yd. pass to Craig (Reid kick)
Richmond	2	10-75	4:22	Corp 5 yd. pass to Grayson (Kamin kick)
Richmond	2	18-83	8:03	Wilkins 9-yd. rush (Kamin kick)
Richmond	4	18-76	6:00	Gaskins 8-yd. rush (Kamin kick)
Richmond	OT	2-25	0:00	Kirchoff 16-yd. rush (no PAT)
Georgia Southern	2	15-86	7:51	Shaw 1-yd. rush (Mora kick)
Georgia Southern	2	12-80	5:01	Shaw 2-yd. rush (Mora kick)
Georgia Southern	3	11-65	5:49	Robinson 4-yd. rush (Mora kick)
Georgia Southern	4	7-56	2:34	Akinniranye 4-yd. rush (Mora kick)
Georgia Southern	4	--	--	Scott 36-yd. INT return
Georgia Southern	4	9-42	4:27	Mora 23-yd. FG
Samford	2	8-11	1:52	Yaw 48-yd. FG
Samford	3	10-36	3:56	Yaw 22-yd. FG
Samford	3	3-50	0:34	Pope 1-yd. rush (Yaw kick)
Samford	4	11-75	4:10	Pope 1-yd. rush (pass failed)
Appalachian St.	1	8-75	4:45	Moore 4-yd. rush (Vitaris kick)
Appalachian St.	2	4-86	1:37	Baker 36-yd. rush (kick failed)
Appalachian St.	2	7-75	2:57	Presley 53-yd. rush (Vitaris kick)
Appalachian St.	3	8-87	3:08	Presley 44-yd. rush (Vitaris kick)
Appalachian St.	4	9-67	4:49	Presley 13-yd. pass to Hillary (Vitaris kick)
Wofford	1	1-18	0:06	Breitenstein 18-yd. rush (C. Reed kick)
Wofford	2	12-97	5:00	Breitenstein 18-yd. rush (C. Reed kick)
Wofford	3	--	--	Rucker kickoff return (C. Reed kick)
Wofford	4	5-49	1:01	Allen 41-yd. pass to D. Reed (C. Reed Kick)
Chattanooga	1	5-23	1:49	Coleman 10-yd. pass to Bradford (Veres kick)
Chattanooga	2	11-78	2:19	Coleman 25-yd. pass to Anthony (Veres kick)
Chattanooga	3	11-87	4:19	Coleman 7-yd. pass to Bradford (Veres kick)
Chattanooga	4	7-57	1:49	Coleman 22-yd. pass to Sutherland (Veres kick)
Chattanooga	4	1-20	0:08	Coleman 20-yd. pass to Hughes (Veres kick)

Riddle Closing In On...

SoCon Career Total Offense:

Current Record: 14,753 by Armanti Edwards (Appalachian State, 2006-09)
Riddle: 12,417 (2nd)

SoCon Career Most TDs Responsible:

Current Record: 139 by Armanti Edwards (Appalachian State, 2006-09)
Riddle: 114 (2nd)

FCS Career Plays:

Current Record: 2,140 by Ricky Santos (New Hampshire, 2004-07)
Riddle: 1,982

FCS Career Pass Attempts:

Current Record: 1,786 by Dominic Randolph (Holy Cross, 2006-09)
Riddle: 1,696 (2nd)

FCS Career Completions:

Current Record: 1,131 by Dominic Randolph (Holy Cross, 2006-09)
2nd: 1,122 by Ricky Santos (New Hampshire, 2004-07)
Riddle: 1,112 (3rd)

FCS Career 200-Yard Passing Games:

Current Record: 41 by Steve McNair (Alcorn State, 1991-94) and Dominic Randolph (Holy Cross, 2006-09)
Riddle: 38

Extra Time

Elon has played seven overtime games in its storied history, going 3-4 in those contests. Two have gone into double OT.

Date	Opponent	Result
12.04.76	vs. Central Arkansas*	L, 7-10
11.02.91	vs. Gardner-Webb	L, 10-13
11.11.95	vs. Wingate	W, 28-22
10.24.98	at Western Kentucky	L, 38-41
10.16.99	at Samford (2)	W, 34-31
10.13.07	vs. Georgia Southern (2)	W, 36-33
09.18.10	at Richmond	L, 21-27

* NAIA Playoff Game; (2) Double OT Game

Records Watch

Career Tackles

1. Jimmy Riddle	1976-79	422
2. Chad Nkang	2003-06	414
3. Stanley Tootoo	1979-82	379
4. Ernie Tootoo	1978-81	323
5. Brandon Wiggins	2007-	318

Career Rushing Yards (FCS)

1. Rashaud Palmer	2000-03	2,550
2. Brandon Newsome	2007-	1,912
3. Derrick Moore	1999-2000	1,457
4. Reggie Hall	2003-06	1,275
5. A.J. Harris	2007-	1,204
6. John Taylor	2004	1,069
7. Martin Swindell	1999-2002	1,026
8. Jamal Shuman	2008-	1,016

Career Rushing Attempts (FCS)

1. Rashaud Palmer	2000-03	519
2. Brandon Newsome	2007-	404
3. Derrick Moore	1999-2000	341
4. Reggie Hall	2003-06	293
5. Scott Riddle	2007-	286
6. A.J. Harris	2007-	258

Career Rushing Touchdowns (FCS)

1. Rashaud Palmer	2000-03	24
2. Derrick Moore	1999-2000	17
3. Scott Riddle	2007-	14
Brandon Newsome	2007-	14
5. A.J. Harris	2007-	13

Career Receiving Yards

1. Terrell Hudgins	2006-09	5,250
2. Richard McGeorge	1966-69	3,486
3. Michael Mayers	2004-06	2,872
4. Curtis Leary	1970-73	1,707
5. Rod Clark	1991-94	1,535
6. Sean Jeffcoat	2007-	1,518

Career Receptions (FCS)

1. Terrell Hudgins	2006-09	395
2. Michael Mayers	2004-07	223
3. Sean Jeffcoat	2007-	118
4. Bo Williamson	2005-08	113
5. Lance Camp	2007-	108
6. Aaron Mellette	2009-	76
7. A.J. Harris	2007-	74
8. Reggie Hall	2003-06	66
9. Brandon Newsome	2007-	65

Shutouts

The Phoenix has yet to be shutout under Pete Lembo who has seen his squad score 1,415 (an average of 26.7 points) over his 53 games as head coach at Elon. Elon has been kept scoreless just three times since moving to the NCAA FCS ranks.

The Last Time Elon Was Shut Out

Date	Opponent	Score	Coach
11.12.05	at The Citadel	21-0	Paul Hamilton

The Only Time Elon Was Shut Out at Rhodes

Date	Opponent	Score	Coach
10.23.05	Furman	10-0	Paul Hamilton

The Phoenix has posted three shutouts under Lembo, most recently against Davidson in the 2009 season-opener. The first two came in 2006, Lembo's first year at the helm of the program.

Elon's Shutouts Under Lembo

Date	Opponent	Score
09.16.06	vs. Presbyterian	28-0
11.11.06	at N.C. A&T	45-0
09.05.09	vs. Davidson	56-0

Elon has totaled three shutouts in the history of Rhodes Stadium, including one in the program's first-ever SoCon victory.

Elon's Shutouts at Rhodes

Date	Opponent	Score
09.20.03	East Tennessee State	14-0
09.16.06	Presbyterian	28-0
09.05.09	Davidson	56-0

First Four Years

In his first four years at the helm of the Elon program, Pete Lembo amassed 29 victories. Only one coach in the history of the program won more games in his first four seasons – Jerry Tolley (38 from 1977-80).

Lembo Among FCS' Winningest Coaches

Among those coaches with a minimum of five full years as a head coach at the FBS and/or FCS level entering the 2010 season, Elon's

Pete Lembo ranks seventh on the list of winningest coaches (by winning percentage).

FCS' Winningest Coaches (Entering 2010)

Coach, College	Rec.	Pct.
1. Al Bagnoli, Penn	208-75	.735
2. Joe Taylor, FAMU	214-82-4	.720
Buddy Pough, S.C. St.	67-26	.720
4. K.C. Keeler, Delaware	150-60-1	.715
5. David Bennett, Coast. Caro.	113-46	.711
6. Mark Farley, UNI	82-34	.708
7. Pete Lembo, Elon	73-31	.702
8. Dick Biddle, Colgate	113-51	.689
9. Bobby Lamb, Furman	62-34	.646
10. Walt Hameline, Wagner	195-110-2	.638

Elon Against FCS Top-25

Since the 1999 season, Elon has played 43 games against teams ranked in the FCS top-25. The program has won just eight of those games, but seven of the victories have come in the past five seasons.

Date	Opponent (Rank)	Result
10.09.99	at Western Illinois (23)	L, 14-20
10.23.99	Hofstra (10)	L, 9-21
09.02.00	at Furman (9)	L, 3-16
09.23.00	at North Carolina A&T (13)	W, 13-0
10.21.00	at Hofstra (11)	L, 27-38
11.11.00	at Georgia Southern (6)	L, 9-32
09.08.01	at Furman (6)	L, 7-46
10.06.01	Western Kentucky (11)	L, 7-24
10.13.01	Northwestern St. (20)	L, 6-24
10.20.01	at Hofstra (8)	L, 21-42
11.10.01	Georgia Southern (2)	L, 21-27
11.17.01	at Youngstown St. (6)	L, 7-45
09.14.02	at Furman (7)	L, 7-57
10.05.02	at Northwestern St. (9)	L, 20-47
11.23.02	Wofford (14)	L, 9-34
08.30.03	at Furman (8)	L, 7-24
10.11.03	at Wofford (10)	L, 7-45
11.15.03	Georgia Southern (24)	L, 13-37
10.02.04	at Georgia Southern (3)	L, 14-48
10.09.04	Wofford (8)	L, 13-27
10.23.04	Furman (7)	L, 0-10
10.22.05	at Furman (2)	L, 6-45
11.19.05	Appalachian St. (6)	L, 14-52
09.02.06	at Coastal Carolina (25)	W, 23-20
09.30.06	at Appalachian St. (2)	L, 21-45
11.04.06	Furman (11)	L, 13-24

NCAA Rankings

Individuals

Passing Efficiency (Min. 15 Att./GM)		
Scott Riddle	9	(150.90)
Total Offense		
Scott Riddle	5	(307.25)
Receptions/GM		
Aaron Mellette	3	(8.50)
Sean Jeffcoat	17	(6.38)
Receiving Yards/GM		
Aaron Mellette	7	(102.38)
Sean Jeffcoat	13	(89.62)
Scoring		
Aaron Mellette	T-25	(7.50)
Interceptions		
Chandler Wrightenberry	T-38	(0.43)
Blake Thompson	T-45	(0.38)
Tackles		
Brandon Wiggins	T-18	(10.50)

Active Career Leaders

Passing Attempts		
Scott Riddle	2nd	(1,696)
Completions		
Scott Riddle	1st	(1,112)
Passing Yards		
Scott Riddle	1st	(12,501)
Passing Touchdowns		
Scott Riddle	2nd	(100)
Passing Yards/GM		
Scott Riddle	2nd	(290.7)
Completion Percentage		
Scott Riddle	2nd	(65.57)
Total Offense		
Scott Riddle	1st	(12,417)
Touchdowns Responsible For		
Scott Riddle	1st	(114)
Assisted Tackles		
Brandon Wiggins	10th	(178)

09.29.07	Appalachian St. (5)	L, 32-49
10.13.07	Georgia Southern (21)*	W, 36-33
10.20.07	at Wofford (7)	W, 24-13
08.30.08	Richmond (4)	L, 10-28
09.20.08	at Georgia Southern (14)	W, 22-20
10.04.08	Furman (15)	W, 31-10
10.11.08	at The Citadel (21)	W, 27-23
10.25.08	Wofford (4)	L, 20-55
11.15.08	at Appalachian St. (2)	L, 16-24
11.22.08	at Liberty (20)	L, 3-26
11.14.09	Appalachian St. (7)	L, 10-27
11.28.09	at Richmond (4)	L, 13-16
09.18.10	at Richmond (9)^	L, 21-27
09.25.10	at Ga. Southern (24)	L, 21-38
10.09.10	at Appalachian St. (1)	L, 31-34
10.23.10	Wofford (9)	L, 21-28
10.30.10	at Chattanooga (20)	W, 49-35

* Double overtime.

^ Overtime

Oh Captain, My Captain

Quarterback Scott Riddle, offensive lineman John Rubertone and linebacker Brandon Wiggins were elected as team captains for the 2010 Phoenix football campaign. All three are seniors.

Riddle became the first quarterback in Southern Conference history to eclipse the 10,000-yard passing mark, doing so during the 2009 season. He entered his final year with 10,033 career passing yards. A three-time second-team All-Southern Conference selection by the league's coaches, Riddle collected the squad's Top Offensive Back award last year. Riddle threw for 3,345 yards and 23 touchdowns as a junior, rating seventh in the country with 278.75 passing yards per outing and 13th in the nation with 287.67 yards of total offense per game.

Rubertone has started 34 contests in his career while helping to anchor the Elon offensive line. His play helped the Phoenix to average 133.42 yards per game on the ground in 2009 and kept defenders out of the backfield as Elon threw for a league-leading 291.50 yards per game, which rated sixth in the nation.

Wiggins finished third on the squad in 2009

with 71 total tackles, a season-high 13 of which came in Elon's FCS Playoff game at Richmond. During his career in the maroon and gold, Wiggins has played in 39 games and has amassed 318 total tackles which rank as the fifth-highest total in the history of the program. He also has 13.0 tackles for a loss and 3.5 sacks for his career.

Fourth Game Captains

at Duke	DB, Terell Wilson
Shaw	RB, Brandon Newsome
at Richmond	RB, A.J. Harris
at Georgia Southern	DB, Brett McQuilkin
Samford	LB, Joshua Jones
at Appalachian State	DL, David Hunt
Wofford	OL, Corey O'Shea
at Chattanooga	DL, Jordan Gibson
at The Citadel	OL, Ned Cuthbertson

A Family Affair

Senior offensive lineman Corey O'Shea has a family connection within Elon athletics. His sister, Erin, is a junior pitcher on the Phoenix softball team which claimed the 2010 SoCon Tournament crown. In her sophomore season, Erin went 17-10 with a 2.78 ERA in 166.0 innings pitched.

The team also boasts a set of brothers in junior running back A.J. Harris and sophomore wide receiver Chris Harris.

10 in Rhodes

The 2009 campaign marks the 10th season in Elon's on-campus stadium. True to its nickname, the Phoenix has risen to prominence at the FCS level during its tenure in its home venue.

Elon played its first game in Rhodes Stadium on Sept. 22, 2001 against North Carolina A&T, falling 23-7 to the Aggies. The Phoenix's first victory in the stadium came the next week, when Elon knocked off Gardner-Webb 27-14.

National Rankings

The Sports Network

1.	<i>Appalachian State (134)</i>	7
2.	Jacksonville State (16)	2
3.	Villanova (1)	5
4.	William & Mary (3)	3
5.	Delaware	6
6.	Eastern Washington	8
7.	<i>Wofford (1)</i>	9
8.	New Hampshire	10
9.	Southeast Missouri State	11
10.	Stephen F. Austin	4
11.	Bethune-Cookman	12
12.	Montana State	13
13.	Montana	7
14.	Liberty	16
15.	Massachusetts	18
16.	South Carolina State	17
17.	Northern Iowa	19
18.	Penn	21
19.	Cal Poly	22
20.	<i>Richmond</i>	14
21.	Grambling State	23
22.	James Madison	15
23.	Jacksonville	24
24.	Western Illinois	NR
25.	North Dakota State	NR

FCS Coaches

1.	<i>Appalachian State (27)</i>	7
2.	Jacksonville State (1)	2
3.	Villanova	5
4.	Delaware	6
5.	William & Mary	4
6.	Eastern Washington	8
7.	<i>Wofford</i>	10
8.	New Hampshire	9
9.	Stephen F. Austin	3
10.	Southeast Missouri State	11
11.	Montana State	13
12.	Liberty	12
13.	Bethune-Cookman	16
14.	South Carolina State	17
15.	Massachusetts	18
16.	Montana	7
17.	Northern Iowa	19
18.	Cal Poly	20
19.	Penn	21
20.	North Dakota State	22
21.	Western Illinois	24
22.	<i>Richmond</i>	14
23.	James Madison	15
24.	Grambling State	25
25.	Jacksonville	NR

Elon opponents in italics.

2010 Southern Conference Standings

	SoCon	Pct.	Overall	Pct.	Streak
Appalachian State	6-0	1.000	8-0	1.000	W8
Wofford	5-0	1.000	7-1	.875	W7
Chattanooga	4-2	.667	5-3	.625	L1
Furman	2-3	.400	4-4	.500	L2
Georgia Southern	2-3	.400	4-4	.500	L1
Samford	2-3	.400	4-4	.500	W1
ELON	2-3	.400	3-5	.375	W1
Western Carolina	1-4	.200	2-6	.250	L3
The Citadel	0-6	.000	2-7	.222	L6

This Week in the SoCon

Western Carolina at Furman – 12:30 p.m.
 Chattanooga at Auburn – 1 p.m.
 Elon at The Citadel – 2 p.m.
 Appalachian State at Georgia Southern – 2 p.m.
 Wofford at Samford – 3 p.m.

Elon Weekly in the Polls

	TSN	Coaches		TSN	Coaches
Preseason	7	7	Oct. 18	RV	RV
Sept. 6	8	8	Oct. 25	RV	RV
Sept. 13	7	7	Nov. 1	RV	NR
Sept. 20	10	11			
Sept. 27	21	21			
Oct. 4	19	19			
Oct. 11	24	RV			

Weekly SoCon Honors

September 6	October 11
Offense – DeAndre Presley, ASU	Offense – DeAndre Presley, ASU
Defense – Brandon Wiggins, Elon	Defense – Jamael Lett, SAM
Special Teams – Adrian Mora, GSU	Special Teams – Cass Couey, CIT
Freshman – Matt Thompson, Citadel	Freshman – Keon Williams, UTC
September 13	October 18
Offense – Brian Quick, ASU	Offense – DeAndre Presley, ASU
Defense – Ryan Consiglio, UTC	Defense – Ryan Steed, FUR
Special Teams – Mike Hammons, UTC	Special Teams – Ray Early, FUR
Freshman – Quin Roberson, Samford	Freshman – Donovan Johnson, WOF
September 20	October 25
Offense – Joel Bradford, UTC/Adam Mims, FUR	Offense – Joel Bradford, UTC
Defense – Torez Jones, WCU	Defense – Jabari Fletcher, ASU
Special Teams – Jason Vitaris, ASU	Special Teams – Mike Rucker, WOF
Freshman – Shawn Boone, FUR	Freshman – Deja Alexander, WCU
September 27	November 1
Offense – DeAndre Presley, ASU	Offense – A.J. Harris, Elon
Defense – Laron Scott, GSU	Defense – Jabari Fletcher, ASU
Special Teams – Sam Martin, ASU	Special Teams – Sam Martin, ASU
Freshman – Kadeem Wise, UTC	Freshman – Brandon Brant, Elon
October 4	
Offense – Eric Breitenstein, WOF	
Defense – Adam Hearn, WCU	
Special Teams – Cameron Yaw, SAM	
Freshman – Brandon Pechloff, WCU	

**The SoCon vs. Other Conferences
FBS Opponents (0-7)**

Atlantic Coast Conference (0-3)
Samford 6, at Florida State 59
Western Carolina 7, at NC State 48
Elon 27, at Duke 41

Independents (0-1)
Georgia Southern 7, Navy 13

Mid-American Conference (0-1)
Wofford 10, at Ohio 33

Pac-10 Conference (0-1)
The Citadel 6, Arizona 52

Southeastern Conference (0-1)
Furman 19, South Carolina 38
Chattanooga at Auburn (11.06)
Appalachian State at Florida (11.20)

FCS Opponents (11-2)

Big South Conference (4-0)
Wofford 34, Charleston Southern 23
Georgia Southern 43, Coastal Carolina 26
Western Carolina 28, Gardner-Webb 14
Presbyterian 14, The Citadel 26

Colonial Athletic Association (0-1)
Elon 21, Richmond 27 (OT)

Independents (2-0)
Savannah State 3, at Georgia Southern 48
N.C. Central 16, Appalachian State 48

Mid-Eastern Athletic Conference (1-0)
Howard 14, Furman 56

Ohio Valley (1-1)
Chattanooga 17, Jacksonville State 21
Eastern Kentucky 24, Chattanooga 42

Patriot League (1-0)
Furman 45, Colgate 15

Pioneer League (1-0)
Appalachian State 45, Jacksonville 14

Southland (1-0)
Samford 19, Northwestern State 7

Non-Division I Opponents (4-1)

Chowan 14, at The Citadel 56
Tusculum 54, Western Carolina 30
Shaw 26, Elon 55
Newberry 35, Samford 38
Union (Ky.) 10, Wofford 48

The Last Time That Elon...

BLOCKED A PUNT AND SCORED:
10.24.09 vs. Chattanooga; blocked by Darrius McQueen, recovered and returned 35 yards by A.J. Harris

BLOCKED A FIELD GOAL:
10.08.05 at Wofford; blocked by Chad Nkang

RETURNED A KICKOFF FOR A TD:
09.29.07 vs. Appalachian State; 100-yard return by Michael Mayers

RETURNED A PUNT FOR A TD:
09.05.09 vs. Davidson; 54-yard return by Lance Camp

RETURNED AN INT FOR A TD:
10.30.10 at Chattanooga; 25-yard return by Joshua Jones

RECORDED A SAFETY:
09.26.09 vs. Georgia Southern; Jordan Daniel tackled rusher in the end zone.

RECOVERED A FUMBLE AND RETURNED IT FOR A TD:
09.18.04 vs. Delaware State; Mark Hatch returned a fumble 20 yards

RECOVERED A FUMBLE IN THE END ZONE FOR A TD:
10.03.09 at Furman; by Travis Greene

SHUT OUT AN OPPONENT:
09.05.09 vs. Davidson (56-0)

GAINED 500+ YARDS OF TOTAL OFFENSE:
10.09.10 at Appalachian State (503 yards)

RUSHED FOR 300+ YARDS:
11.16.02 at Charleston Southern (307 yards on 72 carries)

HAD A PLAYER PASS FOR 400+ YARDS:
10.02.09 vs. Samford; Scott Riddle threw for 416 yards

HAD A PLAYER PASS FOR 300-399 YARDS:
10.09.10 at Appalachian State; Scott Riddle threw for 394 yards

HAD A PLAYER PASS FOR 200-299 YARDS:
10.30.10 at Chattanooga; Scott Riddle threw for 260 yards

HAD A RECEIVER CATCH 10+ PASSES:
09.18.10 at Richmond; Aaron Mellette caught 18 passes for 195 yards

HAD A PLAYER TOTAL 200+ YARDS RECEIVING:
10.03.09 at Furman; Terrell Hudgins had 209 yards on 16 catches

HAD A PLAYER TOTAL 100-199 YARDS RECEIVING:
10.30.10 at Chattanooga; Sean Jeffcoat had 154 yards on seven catches

HAD A PLAYER POST BACK-TO-BACK 100+ YARD RECEIVING GAMES:
10.02 and 10.09.10; Sean Jeffcoat recorded 109 yards vs. Samford and 102 yards at Appalachian State

HAD A PLAYER RUSH FOR 200+ YARDS:
11.09.02 vs. Liberty; Rashaud Palmer rushed for 245 yards on 16 carries

HAD A PLAYER RUSH FOR 100-199 YARDS:
10.30.10 at Chattanooga; A.J. Harris rushed for 163 yards on 31 carries

HAD A PLAYER POST BACK-TO-BACK 100+ YARD RUSHING GAMES:
09.05 and 09.12.09; Jamal Shuman rushed for 115 yards vs. Davidson and 190 yards at Presbyterian

HAD TWO PLAYERS RUSH FOR 100+ YARDS IN A GAME:
09.12.09 at Presbyterian; Jamal Shuman rushed for 190 yards on 26 carries and A.J. Harris rushed for 114 yards on 19 carries

HELD AN OPPONENT TO UNDER 100 YARDS RUSHING:
09.11.10 vs. Shaw (89 yards on 23 carries)

HELD AN OPPONENT TO UNDER 100 YARDS PASSING:
10.23.10 vs. Wofford (51 yards on 2 completions)

Elon in One-Point Games

Date	Opp.	Res.	Rec.
11.24.27	at Lenoir-Rhyne	W, 7-6	1-0
10.13.28	at Catawba	L, 12-13	1-1
1932	Langley Field	W, 7-6	2-1
10.07.33	Langley Field	W, 7-6	3-1
10.21.38	Appalachian St.	W, 7-6	4-1
11.04.39	Appalachian St.	L, 6-7	4-2
11.07.41	at Catawba	W, 8-7	5-2
11.16.46	Lenoir-Rhyne	L, 13-14	5-3
11.21.46	Glider Infantry	W, 7-6	6-3
11.01.51	Newberry	W, 13-12	7-3
09.15.56	v. Alabama St.	L, 12-13	7-4
10.20.56	Catawba	W, 14-13	8-4
10.22.60	Catawba	W, 13-12	9-4
10.27.62	at Western Carolina	W, 14-13	10-4
09.14.63	Frederick	L, 6-7	10-5
09.21.63	at Emory & Henry	L, 14-15	10-6
10.19.63	at Carson-Newman	W, 7-6	11-6
10.31.64	at Western Carolina	L, 20-21	11-7
10.07.67	at Presbyterian	W, 21-20	12-7
10.18.69	at Carson-Newman	L, 20-21	12-8
09.11.71	at Wofford	W, 7-6	13-8
11.08.75	Newberry	L, 17-18	13-9
09.16.78	at Mars Hill	W, 14-13	14-9
11.11.78	at Lenoir-Rhyne	W, 21-20	15-9
09.15.79	Mars Hill	L, 9-10	15-10
10.06.84	Guilford	L, 12-13	15-11
10.10.87	Cameron	W, 21-20	16-11
09.08.90	N.C. Central	W, 17-16	17-11
10.05.91	Lenoir-Rhyne	L, 27-28	17-12
11.08.97	Western Carolina	W, 17-16	18-12
10.17.98	Presbyterian	W, 33-32	19-12
09.07.02	Fla. International	W, 23-22	20-12

The Last Time An Opponent...

BLOCKED A PUNT AND SCORED:

09.01.01 at James Madison; blocked and recovered by Tahir Hinds, returned by Trey Townsend

BLOCKED A FIELD GOAL:

09.18.10 at Richmond; blocked by Casey Cooley

RETURNED A KICKOFF FOR A TD:

10.23.10 vs. Wofford; 84-yard return by Mike Rucker

RETURNED A PUNT FOR A TD:

11.22.08 at Liberty; 74-yard return by Dominic Bolden

RETURNED AN INT FOR A TD:

09.25.10 at Georgia Southern; 36-yard return by Laron Scott

RECORDED A SAFETY:

11.15.03 vs. Georgia Southern

RECOVERED A FUMBLE AND RETURNED IT FOR A TD:

09.26.09 vs. Georgia Southern; 85-yard return by Darrell Pasco

RECOVERED A FUMBLE IN THE END ZONE FOR A TD:

09.28.02 at North Carolina A&T; by D'Brian Hudgins

SHUT OUT ELON:

11.12.05 at The Citadel (21-0)

GAINED 500+ YARDS OF TOTAL OFFENSE:

10.30.10 at Chattanooga (504 yards)

RUSHED FOR 300+ YARDS:

09.25.10 at Georgia Southern (379 yards on 72 carries)

HAD A PLAYER PASS FOR 400+ YARDS:

11.06.04 at Appalachian State; Richie Williams threw for 408 yards

HAD A PLAYER PASS FOR 300-399 YARDS:

10.30.10 at Chattanooga; B.J. Coleman threw for 386 yards

HAD A PLAYER PASS FOR 200-299 YARDS:

10.09.10 at Appalachian State; DeAndre Presley threw for 204 yards

HAD A RECEIVER CATCH 10+ PASSES:

10.30.10 at Chattanooga; Joel Bradford caught 11 passes for 152 yards

HAD A PLAYER TOTAL 200+ YARDS RECEIVING:

11.06.04 at Appalachian State; Davon Fowlkes had 280 yards on 17 catches

HAD A PLAYER TOTAL 100-199 YARDS RECEIVING:

10.30.10 at Chattanooga; Joel Bradford had 152 yards on 11 catches

HAD A PLAYER RUSH FOR 200+ YARDS:

10.24.98 at Western Kentucky; Willie Taggart rushed for 217 yards on 36 carries

HAD A PLAYER RUSH FOR 100-199 YARDS:

10.23.10 vs. Wofford; Eric Breitenstein rushed for 152 yards on 31 carries

HAD TWO PLAYERS RUSH FOR 100+ YARDS IN A GAME:

10.13.07 vs. Georgia Southern; Jayson Foster rushed for 112 yards on 30 carries and Lamar Lewis rushed for 103 yards on 9 carries

HELD ELON TO UNDER 100 YARDS RUSHING:

10.23.10 vs. Wofford (67 yards on 24 carries)

HELD ELON TO UNDER 100 YARDS PASSING:

11.19.05 vs. Appalachian State (42 yards on 6 completions)



Pete Lembo was announced as Elon University's 19th head football coach in December of 2005 after serving the previous five years as the head coach at Lehigh University.

Lembo guided Elon through its 88th football season as well as its 11th campaign as an official NCAA Football Championship Subdivision (FCS) member and sixth in the Southern Conference in 2009. Under Lembo's leadership, the Phoenix went 9-3 last year and earned the program's first-ever FCS playoff berth.

During his four seasons at the helm of the Elon program, Lembo has taken the Phoenix from the bottom of the SoCon standings to a championship contender and top-25 program in the FCS national polls. Lembo has rejuvenated the Phoenix football program while building support and bringing energy to the entire Elon community.

"Pete Lembo and his staff have quickly instilled excitement into our football program — on the Elon campus and around the Elon and Burlington area communities," said Elon Director of Athletics Dave Blank. "Under Coach Lembo and his staff, our program has reached the level of a national ranking at the FCS level. They have not only provided our football student-athletes with the guidance necessary to become Southern Conference and FCS contenders on the field of competition, but also inspired them to become the best they can be in the classroom and in the community as well."

Off the field, the program has made noticeable improvements in the areas of academic progress, recruiting, alumni relations, home game attendance, scheduling, community outreach and fundraising under Lembo's guidance.

Lembo's career record of 73-31 (.702) makes him one of the top active coaches at the Division I FCS level in terms of overall winning percentage. Lembo is one of just a handful of Division I head coaches who have been named the "Coach of the Year" in two separate conferences.

This past season Lembo guided Elon to its best finish in a decade as the Phoenix went 9-3, winning nine games for just the second time in its 11-year Division I history. Elon's regular-season performance earned the squad its first-ever FCS playoff berth and the Phoenix finished the season ranked in the top-10 in both The Sports Network and FCS coaches polls where Elon ranked ninth and 10th, respectively. The Phoenix also improved upon its SoCon standing from the previous season, going 7-1 to place second in the league, its highest-ever conference finish. With its finish, the Phoenix saw a program-best 14 players collect

All-SoCon accolades from the league's coaches. Lembo placed eighth in the voting for the 2009 Eddie Robinson Award which is presented to the top FCS coach in the country.

During the 2009 campaign, Lembo watched his senior wide receiver Terrell Hudgins rewrite record books. Hudgins concluded his career in the maroon and gold as the holder of 19 NCAA, SoCon or Elon records. Among the numerous marks set by Hudgins were the NCAA Division I records for career receptions (395), career receiving yards (5,250), career games with at least 100 receiving yards (28) and career 1,000-yard receiving seasons (4). Hudgins placed second in the voting for the 2009 Walter Payton Award which is handed out to the top FCS offensive player of the season.

Under Lembo, the 2008 edition of the Phoenix finished with an 8-4 overall mark, posting back-to-back winning seasons for the first time since the 1999 and 2000 campaigns. Elon also notched a SoCon ledger of 6-2 to finish in third place in the league. Ranked among the nation's top-25 programs in both The Sports Network and FCS Coaches polls all season long, the Phoenix peaked at number three in late October before finishing the year rated as high as 17th in the country.

Lembo's squad earned victories over three top-25 programs in 2008 — Georgia Southern, Furman and The Citadel. Also of note were the records set during the season. In 2008, quarterback Scott Riddle became the program's all-time career leader in completions (609), passing attempts (935), passing yards (6,688), touchdown passes (55), touchdowns responsible (65) and total offensive yards (6,615). He also established a SoCon career mark with 22 consecutive games throwing a touchdown pass. Receiver Terrell Hudgins became the all-time leader for both Elon and the SoCon in receptions (272), touchdown catches (36) and receiving yards (3,617) while also establishing a SoCon record with 18 games with at least 100 receiving yards. Kicker Andrew Wilcox finished his career as the school's all-time leader in both field goals made (59) and PAT kicks made (130).

In 2007, Lembo's squad posted the program's most victories in seven years, finishing the campaign with a 7-4 overall mark. Elon's 4-3 SoCon ledger, its first winning-league mark, tied the team for third in the league. The Phoenix appeared in the national polls throughout the year, finishing the season ranked 23rd in both The Sports Network and FCS Coaches polls. Elon picked up victories over top-25 ranked teams in Wofford and Georgia Southern while also knocking off Big South champion Liberty. For his efforts, Lembo was honored as the Southern Conference Coach of the Year and finished sixth in the voting for the Eddie Robinson Award.

Lembo's 2007 team set numerous Elon, South-

ern Conference and NCAA records. Among those were the NCAA single-season record for receptions by two teammates. Michael Mayers and Hudgins combined for 207 catches, surpassing the previous mark held by Jerry Rice and Joe Thomas of Mississippi Valley State. Riddle established an Elon single-season and NCAA freshman record for total offense at 3,738 yards while setting a new SoCon and NCAA freshman standard for total offense average at 347.0 yards per game. Elon's offense rated second nationally in passing offense and 10th in scoring offense in 2007.

That same year, five different Phoenix players claimed All-SoCon accolades while Hudgins was also among those receiving votes for the Walter Payton Award. Riddle was named National Freshman of the Year and SoCon Freshman of the Year.

In his first year at Elon, Lembo made an immediate impact as the Phoenix finished the 2006 season with a 5-6 mark, two victories more than the previous season. Elon also knocked off a top-25 opponent for the first time in six years, led the league in passing offense and had two All-Americans.

Prior to coming to Elon, Lembo spent eight years at Lehigh, serving the Mountain Hawks as an assistant coach for three seasons (recruiting coordinator in 1998-2000, running back coach in 1998-99 and offensive line coach in 2000) before taking over as head coach for the 2001 campaign. Each of those eight squads ended up ranked among the country's top-25 teams and won at least eight games. Those teams also claimed two Patriot League titles.

Lehigh concluded the 2005 campaign with an 8-3 overall record and a 4-2 mark against Patriot League opposition on its way to a No. 22 ranking in The Sports Network's final regular-season poll. The Mountain Hawks were one of only two programs in NCAA-IAA (along with Montana) to have won eight or more games in each of the eight years during that span.

Also in 2005, eight Mountain Hawks were named to the first team All-Patriot League. In all, 11 Lehigh players earned all-league recognition — the fourth straight season in which Lehigh placed at least 10 members on the teams.

During Lembo's tenure as its head coach, Lehigh posted an undefeated regular season, won its first-ever home playoff victory, claimed its first Lambert Cup trophy since 1980 and picked up its first win over an NCAA-IA opponent since 1987 while capturing two Patriot League championships.

The Mountain Hawks consistently hovered in the NCAA-IAA top-25, peaking as high as No. 2 in September 2002. No team in all of NCAA-IAA fashioned a better winning percentage during Lembo's tenure with the Mountain Hawks than Lehigh (.813 at 78-18). The 78 wins over that

span rank third behind Georgia Southern (87) and Montana (85).

Lembo arrived on South Mountain in the summer of 1998 when he was hired by former head coach Kevin Higgins as running backs coach and recruiting coordinator. That fall, the Mountain Hawks went 12-1 and ended the year ranked 14th in the nation.

After Lehigh completed the 1999 season with a 10-2 slate, Lembo was promoted to assistant head coach and offensive line coach in addition to his recruiting coordinator duties. When Higgins left to become an assistant with the Detroit Lions after the successful 2000 campaign, Lembo quickly became the 27th head coach in the history of the program.

Lembo proved to be ready for the challenge as his 2001 team went 11-1, finishing No. 5 in both NCAA-IAA polls. The rookie coach was named both the Patriot League Coach of the Year and the Eddie Robinson National Coach of the Year while Lehigh became the first I-AA need-based scholarship program to ever win the prestigious Lambert Cup.

Lembo's gritty 2002 and 2003 teams posted back-to-back eight-victory records despite an upgraded schedule that included two I-A opponents. In both seasons, the Mountain Hawks knocked off league rival Fordham when the Rams also ranked among the top-25. In 2003, the Mountain Hawks posted a 6-1 league mark with an average margin of victory of over 21 points. Lehigh's sole league loss was a tough seven-point decision on the road at Colgate, the eventual national runner-up.

The 2004 edition of the Mountain Hawks surprised many by posting a nine-win season and a 5-1 conference record en route to a share of a Patriot League title and an at-large berth in the NCAA playoffs. Though Lehigh lost a heartbreaking 14-13 game to eventual national champion James Madison at Goodman Stadium, the fact that the Mountain Hawks garnered an at-large bid and a home playoff game speaks to the level of respect the program had earned.

The aggressive scheduling policy instituted by Lembo made for increased excitement among NCAA-IAA football fans in the East. Not only did the Mountain Hawks begin to regularly take on an I-A opponent each season, but Lehigh also renewed rivalries with traditional I-AA powerhouses Villanova (in 2004) and Delaware (in 2005), among others.

Off the field, Lembo was hard at work to improve the student-athletes' bond with one another. He established a leadership council that consisted of four team members from each class. The council helped to resolve issues within the team and increased communication between the team and the coaching staff.

Lembo also improved alumni relations through a weekly email newsletter. He did quite a bit of traveling to meet with alumni in outlying areas as well as in the Lehigh Valley. During his last three years at Lehigh, Lembo was the featured speaker on the Lehigh Alumni Association's Midwest Swing, speaking in Pittsburgh, Cleveland, Detroit and Chicago.

In the classroom, the program prided itself on producing not only great football players, but also true scholars. In 2003, wide receiver Dave Crockett was named to the Division I-AA Athletics Directors Academic All-Star Team, the second-straight year a Lehigh football player earned such a distinguished honor.

In 2002, strong safety Matt Salvaterra earned similar recognition while also being lauded as the Patriot League's Scholar-Athlete of the Year in all sports. In 2001, four student-athletes received honors as Verizon Academic All-District Selections. Lehigh had been ranked in the nation's top-20 in graduation rates for 18 consecutive years.

Not only had Lembo made an impact at Lehigh, but he had become quite active in the football coaching community as well. In May of 2003, Lembo was asked to serve on the American Football Coaches Association's (AFCA) Public Relations Committee. That group is responsible for finding new ways to showcase the game in a positive light. Lembo concluded his fifth year as a member of the FCS Executive Committee, serving as president in 2006-07.

Lembo came to Lehigh from Hampden-Sydney College in Virginia, where he served as the team's offensive coordinator, offensive line coach and recruiting coordinator. Prior to his stint with Hampden-Sydney, Lembo coached the tight ends and offensive tackles at Dartmouth College.

During this period, Dartmouth enjoyed outstanding success, including the nation's longest unbeaten streak in Division I-AA and an undefeated Ivy League Championship season in 1996. Several members of that Dartmouth staff have continued outstanding careers at other institutions.

Lembo began his career as a graduate assistant for two years under at the University at Albany. He coached the offensive line and earned a master's degree in public administration from the Rockefeller School of Public Affairs in 1994.

As an undergraduate at Georgetown University from 1988-1992, Lembo was a four-year starter and team captain as an offensive lineman. As a senior, he received the Coaches' Award for outstanding leadership from Georgetown Athletics.

Lembo earned his Bachelor of Science in Business Administration from Georgetown in 1992. He is married to the former Jenifer Kochis. They are the parents of Sophia, A.J. and Victoria.

Lembo vs. All Opponents

Albany.....	1-0
Appalachian State.....	0-5
Bucknell.....	5-0
Buffalo.....	1-0
Central Connecticut.....	1-0
Chattanooga.....	5-0
The Citadel.....	2-2
Coastal Carolina.....	1-0
Colgate.....	3-2
Cornell.....	1-0
Davidson.....	1-0
Delaware.....	0-1
Duke.....	0-1
Fordham.....	5-0
Furman.....	2-3
Georgetown.....	5-0
Georgia Southern.....	3-2
Harvard.....	2-0
Hofstra.....	1-0
Holy Cross.....	4-1
James Madison.....	0-1
Lafayette.....	2-3
Liberty.....	2-1
Monmouth.....	1-0
North Carolina A&T.....	1-0
Penn.....	0-2
Presbyterian.....	3-0
Princeton.....	3-0
Richmond.....	0-3
Saint Mary's.....	1-0
Samford.....	3-0
Shaw.....	1-0
South Florida.....	0-1
Stony Brook.....	3-0
Towson.....	2-2
UConn.....	0-1
Villanova.....	0-1
VMI.....	1-0
Wake Forest.....	0-1
W.Va. Wesleyan.....	1-0
Western Carolina.....	4-0
Wofford.....	2-3
Yale.....	3-0

#	Name	Pos.	Ht.	Wt.	Yr.	Hometown/Last School	#	Name	Pos.	Ht.	Wt.	Yr.	Hometown/Last School
1	Jamal Shuman	RB	5-8	170	Jr.	Fayetteville, N.C./Seventy-First	57	Logan Hardin	OL	6-4	288	Jr.	Grover, N.C./Kings Mtn.
2	Brandon Newsome	RB	5-10	203	Sr.	Windsor, Va./Windsor	58	Khiry Mullins	DL	6-2	258	Jr.	Columbia, S.C./Columbia
3	Aaron Mellette	WR	6-3	211	So.	Sanford, N.C./S. Lee	59	Jordan Jones	DL	6-1	238	RFr.	Lakeland, Fla./Lakeland
4	Lance Camp	WR	5-10	201	Sr.	Cherryville, N.C./Burns	60	Dustin Ruff	DL	5-11	283	Fr.	Waxhaw, N.C./Parkwood
5	Ronnie Hardison	DB	5-8	151	RFr.	Sarasota, Fla./Sarasota Riverview	61	Brian Gerwig	OL	6-2	285	Fr.	Winston-Salem, N.C./Trinity Coll. (S.C.)
6	Blake Thompson	DB	6-1	196	So.	Elkridge, Md./Cardinal Gibbons	62	Kyle Herbert	OL	6-2	286	So.	Hillsborough, N.C./Cardinal Gibbons
7	Mike Quinn	QB	6-3	193	Fr.	Wayne, N.J./Wayne Hills	63	Sam Fulginiti	OL	6-3	289	Fr.	Matthews, N.C./Charlotte Christian
8	Zach Henderson	LB	6-0	224	Jr.	Roswell, Ga./Gaither	64	Rodney Austin	OL	6-4	304	Jr.	Charlotte, N.C./E. Mecklenburg
9	Sean Jeffcoat	WR	6-2	200	Sr.	Fayetteville, N.C./Jack Britt	65	Steven DeCarlo	DL	6-2	259	Fr.	Acworth, Ga./Kennesaw Mtn.
10	Dale Riley	DB	6-2	214	So.	Charlotte, N.C./Victory Christian	66	Drew Ferkol	OL	6-2	270	Fr.	Charlotte, N.C./Providence Day
11	Darrius McQueen	WR	5-9	179	Jr.	Tallahassee, Fla./N. Fla. Christian	67	John Rubertone	OL	6-3	301	Sr.	Acworth, Ga./Harrison
12	Thomas Wilson	QB	6-3	215	So.	Raleigh, N.C./Leesville Road	68	Andrew McMicken	OL	6-0	262	Jr.	Flower Mound, Texas/Edward Marcus
13	Shay Newcomer	QB	6-0	204	So.	Crystal River, Fla./Crystal River	69	Mark Rehbein	OL	6-6	284	RFr.	Alexandria, Va./Gonzaga HS
13	Ian Durham	K	5-7	140	Fr.	Wilmington, N.C./Hoggard	70	Clay Johnson	OL	6-3	275	RFr.	Hickory, N.C./Hickory
14	David Williams	DB	5-9	179	So.	Chester, Va./Thomas Dale	72	Dennis Wagner	OL	6-3	290	RFr.	Fredericksburg, Va./Chancellor
15	Chris Shafto	QB	6-1	193	Jr.	Cary, N.C./Deerfield Academy	74	Phillip Dobbins	OL	6-4	270	Fr.	Elm City, N.C./Southern Nash
16	Scott Riddle	QB	6-1	213	Sr.	Ramseur, N.C./E. Randolph	76	Matt Williamson	OL	6-2	258	Jr.	Lumberton, N.C./Lumberton
17	Luke Martin	DB	6-1	182	So.	Tampa, Fla./Plant	77	Ned Cuthbertson	OL	6-4	286	Jr.	Forest City, N.C./Byrnes
18	Jeremy Peterson	WR	5-9	183	So.	Winston-Salem, N.C./Reynolds	78	Corey O'Shea	OL	6-4	290	Sr.	Kennesaw, Ga./Kennesaw Mtn.
20	Brandon Ward	DL	6-6	232	Sr.	Webster, Fla./S. Sumter	79	Justin Ward	OL	6-4	302	So.	Summerfield, N.C./Rockingham Cty.
21	Brandon Spurlock	DB	5-10	191	Jr.	Glen Allen, Va./Henrico	80	Christian Dennis	WR	6-0	202	Jr.	Ponte Vedra Beach, Fla./Hofstra
21	David Goltz	WR	6-0	175	RFr.	Orchard Park, N.Y./Orchard Park	81	Rasaun Rorie	WR	6-1	197	RFr.	Morven, N.C./Anson
22	Bruce Rosell	LS	5-11	183	Sr.	Chapel Hill, N.C./Presbyterian	82	Gavin Billings	TE	6-5	243	RFr.	Kannapolis, N.C./NW Cabarrus
23	Akeem Langham	DB	5-10	178	Fr.	High Point, N.C./H.P. Central	83	Chris Harris	WR	6-5	214	So.	Ocean View, N.J./Ocean City
24	Quinton Lightfoot	LB	5-10	210	RFr.	Crawfordville, Fla./Fla. St. HS	84	Kenton Beal	P/K	5-10	182	RFr.	Cape Coral, Fla./Cape Coral
26	Brett McQuilkin	DB	5-8	184	Sr.	Columbia, Md./Atholton	86	Taylor Berry	TE	6-4	235	Jr.	Oviedo, Fla./Oviedo
27	Terell Wilson	DB	5-9	163	Sr.	Jacksonville, Fla./First Coast	87	Nick Sissine	WR	5-11	173	RFr.	Acworth, Ga./Wesleyan School
28	John Reece	P	5-10	217	So.	Raleigh, N.C./Wakefield	88	Andre Labinowicz	TE	6-4	245	Jr.	Charlotte, N.C./E. Mecklenburg
29	Edward Burns	DB	5-9	168	Fr.	Sylvania, Ga./Screven County	89	Clark Richards	TE	6-3	234	Jr.	Durham, N.C./C.E. Jordan
29	Kyle Huff	WR	5-10	170	Fr.	Naples, Fla./Gulf Coast	90	Olufemi Lamikanra	DL	6-2	235	So.	Tallahassee, Fla./Lawton Chiles
30	Dontay Taylor	RB	5-9	185	Jr.	Eureka, N.C./Aycock	91	Brendan Nagle	TE	6-2	210	Fr.	Rye, N.Y./Rye
31	Kierre Brown	WR	5-9	170	Fr.	Charlotte, N.C./Independence	92	Tevin James	DL	6-1	285	Fr.	Newton, N.C./Newton-Conover
32	Adam Shreiner	K	5-9	196	So.	Marietta, Ga./Walton	93	Jordan Gibson	DL	6-3	264	Sr.	Thomasville, N.C./East Davidson
33	A.J. Harris	RB	6-1	206	Jr.	Ocean View, N.J./Ocean City	94	Rushaun Byrd	DL	6-2	222	So.	Valrico, Fla./Riverview
34	Juan Burnett	DB	6-1	198	Fr.	Duluth, Ga./Peachtree Ridge	95	John Watts	DL	6-1	267	So.	St. Johns, Fla./Jacksonville Univ.
34	Mazzie Rutlin	RB	5-11	187	Fr.	N. Potomac, Md./Georgetown Prep	96	Austin Sowell	DL	6-5	245	Fr.	Knoxville, Tenn./Knoxville West
35	Jake Goldsberry	FB	6-1	245	Sr.	Bay Village, Ohio/Bay	97	Brandon Brant	DL	6-1	211	RFr.	Stone Mtn., Ga./SW DeKalb
35	Connor McClain	RB	5-10	186	Fr.	Scottsdale, Ariz./Arcadia	98	David Hunt	DL	6-5	261	Sr.	Port Orange, Fla./Spruce Creek
36	Alex Spears	LB	5-11	214	Fr.	Raleigh, N.C./Ravenscroft	99	Jay Brown	DL	6-4	236	RFr.	Sandy Springs, Ga./Riverwood
37	Jonathan Conner	DB	6-1	202	Jr.	Prairieview, La./Dutchtown							
38	Thonda Taylor	FB	5-10	240	So.	Millington, Tenn./Heidelberg American							
38	Evan Jones	LB	5-11	215	Fr.	Chapel Hill, N.C./Chapel Hill							
39	Andrew Straus	DB	6-1	210	Jr.	West Chester, Ohio/Lakota West							
40	Matt Eastman	FB	6-1	230	RFr.	Tampa, Fla./Armwood							
41	Chandler Wrightenberry	DB	5-11	203	Fr.	Asheville, N.C./T.C. Roberson							
42	Lionel Shoffner	LB	6-0	234	Sr.	Greensboro, N.C./Grimsley							
43	Brandon Wiggins	LB	6-0	209	Sr.	Greensboro, N.C./Smith							
45	Tony Thompson	DL	6-1	254	RFr.	Simpsonville, S.C./Hillcrest							
46	Danny Sellers	WR	6-4	189	Fr.	St. Augustine, Fla./Bartram Trail							
47	Travis Greene	LB	6-0	215	Sr.	Falls Church, Va./George Mason HS							
48	Elliott Richardson	LB	6-1	215	So.	Columbia, S.C./A.C. Flora							
49	Jeremy Inglesi, Jr.	DB	5-11	182	Fr.	Charlotte, N.C./Independence							
49	Jeremy Dolan	FB	6-2	215	Fr.	Gulfport, Fla./Canterbury							
50	Joshua Jones	LB	6-1	235	Jr.	Tampa, Fla./Wharton							
52	Jonathan Spain	LB	6-2	221	Fr.	Greensboro, N.C./Page							
53	Tyler Zoda	LB	6-0	221	So.	Raleigh, N.C./Sanderson							
55	Khirey Walker	DL	6-0	286	Jr.	Chesapeake, Va./Kempsville							
56	Mark Hoffer	OL	6-5	293	Sr.	Hillsborough, N.J./Hillsborough							

2010 Coaching Staff & Support Staff

Pete Lembo	Head Coach/Special Teams
Jay Bateman	Assistant Head Coach/Def. Coordinator/Linebackers
Rich Skrosky	Off. Coordinator/Quarterbacks
Scott Browne	Recruiting Coordinator/Running Backs
Jerrick Hall	Defensive Line
Brian Newberry	Defensive Backs
Keith Gaither	Wide Receivers
John Strollo	Offensive Line
Charles Porterfield	Tight Ends
Kevin Downing	Defensive Assistant
David Vaughn	Volunteer Assistant (Specialists)
Corey Bass	Director of Football Operations
Aaron Walker	Strength & Conditioning
A.J. Lukjanczuk	Athletic Trainer
Kenny Simpson	Manager of Equipment and Facilities

Elon Depth Chart

Offense

Pos.	No.	Name	Ht./Wt./Yr.
WR	4	Lance Camp	5-10/201/Sr.
	18	Jeremy Peterson	5-9/183/So.
QT	77	Ned Cuthbertson	6-4/286/Jr.
	79	Justin Ward	6-4/302/So.
QG	64	Rodney Austin	6-3/304/Jr.
	56	Mark Hoffer	6-5/293/Sr.
C	57	Logan Hardin	6-4/288/Jr.
	70	Clay Johnson	6-3/275/RFr.
SG	67	John Rubertone	6-3/301/Sr.
	72	Dennis Wagner	6-3/290/RFr.
ST	78	Corey O'Shea	6-4/290/Sr.
	62	Kyle Herbert	6-2/286/So.
TE	88	Andre Labinowicz	6-4/245/Jr.
	86	Taylor Berry	6-4/235/Jr.
WR	3	Aaron Mellette	6-3/211/So.
	81	Rasaun Rorie	6-1/197/RFr.
WR	9	Sean Jeffcoat	6-2/200/Sr.
	80	Christian Dennis	6-0/202/Jr.
FB	40	Matt Eastman	6-1/230/RFr.
	38	Thonda Taylor	5-10/240/So.
TB	33	A.J. Harris	6-1/206/Jr.
	or 2	Brandon Newsome	5-10/203/Sr.
QB	1	Jamal Shuman	5-8/170/Jr.
	16	Scott Riddle	6-1/213/Sr.
	12	Thomas Wilson	6-3/215/So.

Defense

Pos.	No.	Name	Ht./Wt./Yr.
DE	20	Brandon Ward	6-6/232/Sr.
	90	Olufemi Lamikanra	6-2/235/So.
DT	93	Jordan Gibson	6-3/264/Sr.
	92	Tevin James	6-1/285/Fr.
NG	98	David Hunt	6-5/261/Sr.
	45	Tony Thompson	6-1/254/RFr.
DE	97	Brandon Brant	6-1/211/RFr.
	59	Jordan Jones	6-1/238/RFr.
OLB	47	Travis Greene	6-0/215/Sr.
	8	Zach Henderson	6-0/224/Jr.
MLB	50	Joshua Jones	6-1/235/So.
	42	Lionel Shoffner	6-0/234/Sr.
OLB	43	Brandon Wiggins	6-0/209/Sr.
	24	Quinton Lightfoot	5-11/210/RFr.
CB	27	Terell Wilson	5-9/163/Sr.
	37	Jonathan Conner	6-1/202/Jr.
FS	41	Chan. Wrightenberry	5-11/203/Fr.
	39	Andrew Straus	6-1/210/Jr.
SS	6	Blake Thompson	6-1/196/So.
	34	Juan Burnett	6-1/198/Fr.
CB	5	Ronnie Hardison	5-8/151/RFr.
	29	Edward Burns	5-9/168/Fr.

Specialists

Pos.	No.	Name	Ht./Wt./Yr.
P	16	Scott Riddle	6-1/213/Sr.
	or 28	John Reece	5-10/217/So.
	84	Kenton Beal	5-10/182/RFr.
PK	32	Adam Shreiner	5-9/196/So.
	84	Kenton Beal	5-10/182/RFr.
H	15	Chris Shafto	6-1/193/Jr.
	18	Jeremy Peterson	5-9/183/So.
LS	22	Bruce Rosell	5-11/183/Sr.
	8	Zach Henderson	6-0/224/Jr.

Pos.	No.	Name	Ht./Wt./Yr.
SN	22	Bruce Rosell	5-11/183/Sr.
	45	Tony Thompson	6-1/254/RFr.
PR	4	Lance Camp	5-10/201/Sr.
	27	Terell Wilson	5-9/163/Sr.
KR	3	Aaron Mellette	6-3/211/So.
	and 4	Lance Camp	5-10/201/Sr.

In-Season Birthdays

Scott Riddle, QB	Sept. 4, 1988
Juan Burnett, DB	Sept. 14, 1991
David Hunt, DL	Sept. 17, 1987
John Watts, DL	Sept. 17, 1989
Steven DeCarlo, DL	Sept. 22, 1991
Bruce Rosell, LS	Sept. 24, 1987
Dustin Ruff, DL	Oct. 2, 1992
Clark Richards, TE	Oct. 3, 1988
Dale Riley, DB	Oct. 7, 1990
David Goltz, WR	Oct. 12, 1990
Jeremy Peterson, WR	Oct. 12, 1991
Andrew Straus, DB	Oct. 14, 1989
Justin Ward, OL	Oct. 17, 1989
Clay Johnson, OL	Oct. 20, 1990
Dennis Wagner, OL	Oct. 23, 1990
Logan Hardin, OL	Oct. 26, 1988
Jordan Jones, DL	Oct. 31, 1990
Matt Eastman, FB	Nov. 11, 1990
Dontay Taylor, RB	Nov. 14, 1988
Zach Henderson, LB	Nov. 15, 1989
Mike Quinn, QB	Nov. 15, 1991
Rasaun Rorie, WR	Nov. 17, 1990
Kyle Huff, WR	Nov. 29, 1991

Pronunciations

Kierre Brown (Kee-air)	Olufemi Lamikanra (O-loo-fee-me Lah-muh-kan-rah)	Rasaun Rorie (Ruh-shon)
Rushaun Byrd (Ruh-shon)	Akeem Langham (Ah-keem)	Mazzie Rutland (Mah-zee)
David Goltz (Gol-ts)	Aaron Mellette (Muh-let)	Adam Shreiner (Shry-ner)
Andre Labinowicz (Luh-bin-o-wits)	Khiry Mullins (Kie-ree)	Austin Sowell (Sohl)
	Mark Rehbein (Ray-bine)	Khirey Walker (Kie-ree)
		Terell Wilson (Tuh-rel)

Career Highs**Taylor Berry (#86, TE)**

TDs: 1 vs. Ga. Southern (09.26.09)
Receptions: 2, twice (last at Wofford on 10.31.09)
Rec. Yds.: 11 at Richmond (09.18.10)
Rec. TDs: 1 vs. Ga. Southern (09.26.09)
Long Rec.: 11 yds. at Richmond (09.18.10)
All-Purpose Yds.: 11 at Richmond (09.18.10)

Brandon Brant (#97, DL)

Tackles: 8 at Appalachian St. (10.09.10)
Sacks: 0.5 vs. Shaw (09.11.10)
TFL: 1.0 at Chattanooga (10.30.10)
Fumbles Rec.: 1 at Chattanooga (10.30.10)

Kierre Brown (#31, WR)

TDs: 1, twice (last vs. Samford on 10.02.10)
Rushes: 1 vs. Samford (10.02.10)
Rushing Yds.: -4 vs. Samford (10.02.10)
Receptions: 5 vs. Samford (10.02.10)
Rec. Yds.: 82 vs. Samford (10.02.10)
Rec. TDs: 1, twice (last vs. Samford on 10.02.10)
Long Rec.: 36 vs. Samford (10.02.10)
Total Off. Yds.: -4 vs. Samford (10.02.10)
All-Purpose Yds.: 128 at Ga. Southern (09.25.10)
Punt Returns: 1 vs. Samford (10.02.10)
Punt Return Yds.: 2 vs. Samford (10.02.10)
Long Punt Return: 2 vs. Samford (10.02.10)
Kick Returns: 6 at Ga. Southern (09.25.10)
Kick Return Yds.: 106 at Ga. Southern (09.25.10)
Long Kick Return: 30 yds. vs. Shaw (09.11.10)

Juan Burnett (#34, DB)

Tackles: 3 vs. Shaw (09.11.10)

Edward Burns (#29, DB)

Tackles: 5 at Ga. Southern (09.25.10)
Pass Brkups: 1 at Ga. Southern (09.25.10)

Rushaun Byrd (#94, DL)

Tackles: 1, twice (last vs. Samford on 10.02.10)
Fumbles Forced: 1 vs. Samford (10.02.10)

Lance Camp (#4, WR)

TDs: 1, three times (last vs. Western Carolina on 11.08.08)
Rushes: 5, twice (last vs. Wofford on 10.23.10)
Rushing Yds.: 31 vs. Furman (10.04.08)
Long Rush: 18 yds. vs. The Citadel (10.10.09)
Pass Att.: 1 at South Florida (09.01.07)
Pass Comp.: 1 at South Florida (09.01.07)
Pass Yds.: 16 at South Florida (09.01.07)
Long Pass: 16 at South Florida (09.01.07)

Receptions: 8 at Liberty (11.22.08)
Rec. Yds.: 109 at Richmond (11.28.09)
Rec. TDs: 1 vs. Western Carolina (11.08.08)
Long Rec.: 53 yds. vs. Ga. Southern (09.26.09)
Total Off. Yds.: 31 vs. Furman (10.04.08)
All-Purpose Yds.: 199 at Richmond (11.28.09)
Punt Returns: 6 vs. Davidson (09.05.09)
Punt Return Yds.: 79 vs. Davidson (09.05.09)
Long Punt Return: 54 yds. vs. Davidson (09.05.09)
Kick Returns: 8 vs. Wofford (10.25.08)
Kick Return Yds.: 189 vs. Wofford (10.25.08)
Long Kick Return: 48 yds. vs. Wofford (10.25.08)

Jonathan Conner (#37, DB)

Tackles: 2, four times (last vs. Shaw on 09.11.10)

Christian Dennis (#80, WR)

All-Purpose Yds.: 61 vs. Samford (10.02.10)
Kick Returns: 3 vs. Samford (10.02.10)
Kick Return Yds.: 61 vs. Samford (10.02.10)
Long Kick Return: 26 vs. Samford (10.02.10)

Matt Eastman (#40, FB)

TDs: 1 vs. Shaw (09.11.10)
Receptions: 2, twice (last vs. Shaw on 09.11.10)
Rec. Yds.: 19 at Duke (09.04.10)
Rec. TDs: 1 vs. Shaw (09.11.10)
Long Rec.: 14 at Duke (09.04.10)
All-Purpose Yds.: 19 at Duke (09.04.10)

Jordan Gibson (#93, DL)

Tackles: 7 vs. Wofford (10.23.10)
Sacks: 1.0, twice (last at Duke on 09.04.10)
TFL: 1.5, twice (last vs. Western Carolina on 11.08.08)
Fumbles Rec.: 1 at Appalachian St. (10.09.10)

Travis Greene (#47, LB)

TDs: 1 at Furman (10.03.09)
All-Purpose Yds.: 18 at Chattanooga (10.28.06)
Kick Returns: 1 at Chattanooga (10.28.06)
Kick Return Yds.: 18 at Chattanooga (10.28.06)
Long Kick Ret.: 18 yds. at Chattanooga (10.28.06)
INTs: 1, twice (last at Chattanooga on 10.30.10)
Long INT Return: 8 yds. at Richmond (09.18.10)
Tackles: 11 vs. Wofford (10.23.10)
Sacks: 1.0 at Ga. Southern (09.25.10)
TFL: 2.0 vs. Wofford (10.23.10)
Fumbles Forced: 1 at Ga. Southern (09.25.10)
Fumbles Rec.: 1, twice (last at Richmond on 09.18.10)
Pass Brkups: 1, four times

Ronnie Hardison (#5, DB)

INTs: 1 vs. Samford (10.02.10)
Long INT Return: -5 yds. vs. Samford (10.02.10)
Tackles: 11 at Richmond (09.18.10)
TFL: 1.0, three times (last vs. Wofford on 10.23.10)
Pass Brkups: 2, twice (last at Chattanooga on 10.30.10)

A.J. Harris (#33, RB)

TDs: 4 at Chattanooga (10.30.10)
Rushes: 31 at Chattanooga (10.30.10)
Rush Yds.: 163 at Chattanooga (10.30.10)
Rush TDs: 4 at Chattanooga (10.30.10)
Long Rush: 52 yds. vs. Presbyterian (09.13.08)
Receptions: 7 vs. Samford (10.02.10)
Rec. Yds.: 106 vs. Samford (09.27.08)
Rec. TDs: 1, five times (last vs. Wofford on 10.23.10)
Long Rec.: 91 yds. vs. Samford (09.27.08)
Total Off. Yds.: 163 at Chattanooga (10.30.10)
All-Purpose Yds.: 180 at Chattanooga (10.30.10)
Punt Return Yds.: 35 vs. Chattanooga (10.24.09)
Long Punt Return: 35 yds. vs. Chattanooga (10.24.09)
Kick Returns: 1 at Samford (11.21.09)
Blocked Kicks: 1 vs. Chattanooga (10.24.09)

Zach Henderson (#8, LB)

Tackles: 5 vs. Davidson (09.05.09)
TFL: 5 vs. Davidson (09.05.09)
Fumbles Rec.: 1 at Appalachian St. (11.15.08)

David Hunt (#98, DL)

Tackles: 7 at Ga. Southern (09.25.10)
Sacks: 1.0, three times (last at The Citadel on 11.10.07)
TFL: 2.0 at Richmond (09.18.10)
Fumbles Forced: 1 vs. W.Va. Wesleyan (09.08.07)
Pass Brkups: 1 vs. W.Va. Wesleyan (09.08.07)

Tevin James (#92, DL)

Tackles: 3 at Chattanooga (10.30.10)

Sean Jeffcoat (#9, WR)

TDs: 2, twice (last at Chattanooga on 10.30.10)
Rushes: 2 vs. Samford (09.27.08)
Rushing Yds.: 15 vs. Samford (09.27.08)
Long Rush: 9 vs. Samford (09.27.08)
Receptions: 8, three times (last vs. Wofford on

10.23.10)
Rec. Yds.: 154 at Chattanooga (10.30.10)
Rec. TDs: 2, twice (last at Chattanooga on 10.30.10)
Long Rec.: 57 at Chattanooga (10.30.10)
Total Off. Yds.: 15 vs. Samford (09.27.08)
All-Purpose Yds.: 154 at Chattanooga (10.30.10)
Punt Returns: 1 vs. Richmond (08.30.08)
Punt Return Yds.: 17 vs. Richmond (08.30.08)
Long Punt Return: 17 yds. vs. Richmond (08.30.08)
Kick Returns: 1, twice (last at Ga. Southern on 09.25.10)
Kick Return Yds.: 21 at Ga. Southern (09.25.10)
Long Kick Return: 21 at Ga. Southern (09.25.10)
Blocked Kicks: 1, twice (last vs. Richmond on 08.30.08)

Jordan Jones (#59, DL)

Tackles: 11 at Ga. Southern (09.25.10)
TFL: 0.5 vs. Shaw (09.11.10)
Fumbles Forced: 2 at Ga. Southern (09.25.10)

Joshua Jones (#50, LB)

TDs: 1 at Chattanooga (10.30.10)
All-Purpose Yds.: 48 vs. Ga. Southern (09.26.09)
Interceptions: 1, three times (last at Chattanooga on 10.30.10)
Long INT Return: 48 yds. vs. Ga. Southern (09.26.09)
Tackles: 11, twice (last at Duke on 09.04.10)
Sacks: 1.5 vs. Western Carolina (11.08.08)
TFL: 2.0 vs. Western Carolina (11.08.08)
Fumbles Forced: 1, twice (last vs. Samford on 10.02.10)
Pass Brkups: 2, three times (last at Chattanooga on 10.30.10)

Andre Labinowicz (#88, TE)

TDs: 1 vs. Samford (10.02.10)
Receptions: 4 at Wake Forest (09.19.09)
Rec. TDs: 1 vs. Samford (10.02.10)
Rec. Yds.: 47 vs. Chattanooga (10.24.09)
Long Rec.: 32 yds. vs. Chattanooga (10.24.09)
All-Purpose Yds.: 47 vs. Chattanooga (10.24.09)

Olufemi Lamikanra (#90, DL)

Tackles: 3, twice (last at Wofford on 10.31.09)
Sacks: 1.0, twice (last at Western Carolina on 11.07.09)
TFL: 1.0, three times (last at Western Carolina on 11.07.09)

Quinton Lightfoot (#24, LB)

Tackles: 1 vs. Wofford (10.23.10)
Fumbles Rec.: 1 vs. Shw (09.11.10)

Luke Martin (#17, DB)

Tackles: 3 at Appalachian St. (10.09.10)

Darrius McQueen (#11, WR)

All-Purpose Yds.: 10 vs. Chattanooga (10.24.09)
Punt Returns: 1 vs. Chattanooga (10.24.09)
Punt Return Yds.: 10 vs. Chattanooga (10.24.09)
Blocked Kicks: 1 vs. Chattanooga (10.24.09)

Brett McQuilkin (#26, DB)

Tackles: 2, twice (last vs. W.Va. Wesleyan on 09.08.07)
Fumbles Rec.: 1 vs. Shaw (09.11.10)
Pass Brkups: 1 vs. W.Va. Wesleyan (09.08.07)

Aaron Mellette (#3, WR)

TDs: 3 at Appalachian St. (10.09.10)
Receptions: 18 at Richmond (09.18.10)
Rec. Yds.: 195 at Richmond (09.18.10)
Rec. TDs: 3 at Appalachian St. (10.09.10)
Long Rec.: 47 at Appalachian St. (10.09.10)
All-Purpose Yds.: 212 at Richmond (09.18.10)
Kick Returns: 1, twice (last at Chattanooga on 10.30.10)
Kick Return Yds.: 25 at Chattanooga (10.30.10)
Long Kick Return: 25 yds. at Chattanooga (10.30.10)

Khiry Mullins (#58, DL)

Tackles: 2 at Ga. Southern (09.25.10)
Sacks: 0.5 vs. Shaw (09.11.10)
TFL: 0.5 vs. Shaw (09.11.10)
Fumbles Recovered: 1 at Ga. Southern (09.25.10)

Brandon Newsome (#2, RB)

TDs: 4 at Western Carolina (11.07.09)
Rushes: 25, twice (last at Appalachian St. on 11.15.08)
Rush Yds.: 161 vs. Furman (10.04.08)
Rush TDs: 4 at Western Carolina (11.07.09)
Long Rush: 55 yds. at The Citadel (10.11.08)
Receptions: 6 vs. Furman (10.04.08)
Rec. Yds.: 34 at Ga. Southern (09.20.08)
Rec. TDs: 1 vs. Furman (10.04.08)
Long Rec.: 22 yds., twice (last vs. Ga. Southern on 09.26.09)
Total Off. Yds.: 161 vs. Furman (10.04.08)
All-Purpose Yds.: 190 vs. Furman (10.04.08)
Kick Returns: 4 at Western Carolina (10.06.07)
Kick Return Yds.: 22 at Western Carolina

(10.06.07)

Long Kick Return: 10 yds. at The Citadel (11.10.07)

Jeremy Peterson (#18, WR)

TDs: 1, three times (last at Ga. Southern on 09.25.10)
Rushes: 2 vs. Samford (10.02.10)
Rush Yds.: 12 vs. Samford (10.02.10)
Long Rush: 11 yds. vs. Samford (10.02.10)
Pass Att.: 1, twice (last vs. Samford on 10.02.10)
Receptions: 6 at Ga. Southern (09.25.10)
Rec. Yds.: 56 at Ga. Southern (09.25.10)
Rec. TDs: 1, three times (last at Ga. Southern on 09.25.10)
Long Rec.: 38 yds. vs. Shaw (09.11.10)
Total Off. Yds.: 12 vs. Samford (10.02.10)
All-Purpose Yds.: 56 at Ga. Southern (09.25.10)

John Reece (#28, P)

Rushes: 1 at Richmond (09.18.10)
Rush Yds.: 27 at Richmond (09.18.10)
Long Rush: 27 yds. at Richmond (09.18.10)
Total Off. Yds: 27 at Richmond (09.18.10)
All-Purpose Yds.: 27 at Richmond (09.18.10)
Punts: 4 at Richmond (09.18.10)
Punt Yds.: 142 at Richmond (09.18.10)
Long Punt: 43 yds. at Duke (09.04.10)

Scott Riddle (#16, QB)

TDs: 3 at Furman (11.03.07)
Rushes: 19 vs. Ga. Southern (10.13.07)
Rush Yds.: 43 at Appalachian St. (10.09.10)
Rush TDs: 3 at Furman (11.03.07)
Long Rush: 43 yds. vs. Furman (10.04.08)
Pass Att.: 55 at Richmond (09.18.10)
Pass Comp.: 41 at Wofford (10.20.07)
Pass Yds.: 534 at Furman (11.03.07)
Pass TDs: 4, five times (last at Appalachian St. on 10.09.10)
Had INT: 3, four times (last vs. Appalachian St. on 11.14.09)
Long Pass: 91 yds. vs. Samford (09.27.08)
Receptions: 1, four times (last vs. Shaw on 09.11.10)
Rec. Yds.: 22 at Western Carolina (10.06.07)
Long Rec.: 22 yds. at Western Carolina (10.06.07)
Total Off. Yds.: 516 at Furman (11.03.07)
All-Purpose Yds.: 43 at Appalachian St. (10.09.10)
Punt Att.: 8 at Wake Forest (09.19.09)
Punt Yds.: 288 at Wake Forest (09.19.09)
Long Punt: 60 yds. vs. Wofford (10.23.10)

Dale Riley (#10, DB)

Tackles: 12 at Richmond (11.28.09)
 Sacks: 1.0 at Samford (11.21.09)
 TFL: 1.5 at Duke (09.04.10)
 Fumbles Rec.: 1 vs. Samford (10.02.10)
 Pass Brkups: 1, twice (last vs. Samford on 10.02.10)

Rasaun Rorie (#81, WR)

Receptions: 2 vs. Davidson (09.05.09)
 Rec. Yds.: 20 vs. Davidson (09.05.09)
 Long Rec.: 12 yds. vs. Davidson (09.05.09)
 All-Purpose Yds.: 20 vs. Davidson (09.05.09)

Lionel Shoffner (#42, LB)

All-Purpose Yds.: 13 at The Citadel (11.10.07)
 Kick Returns: 1, four times
 Kick Return Yds.: 13 at The Citadel (11.10.07)
 Long Kick Ret.: 13 at The Citadel (11.10.07)
 Tackles: 9 at Liberty (11.22.08)
 TFL: 1.0, twice (last vs. Samford on 10.02.10)
 Fumbles Forced: 1 at Wofford (10.31.09)
 Pass Brkups: 1 at Richmond (11.28.09)

Adam Shreiner (#32, K)

Kick PATs: 8 vs. Davidson (09.05.09)
 Pts. by Kicking: 13, twice (last vs. Shaw on 09.11.10)
 FG Made: 3 vs. The Citadel (10.10.09)
 FG Att.: 4, twice (last at Richmond on 11.28.09)
 Long FG: 47 yds. at Duke (09.04.10)

Jamal Shuman (#1, RB)

TDs: 1, five times
 Rushes: 26 at Presbyterian (09.12.09)
 Rush Yds.: 190 at Presbyterian (09.12.09)
 Rush TDs: 1, five times
 Long Rush: 54 at Chattanooga (10.18.08)
 Receptions: 3, four times
 Rec. Yds.: 32, twice (last vs. Chattanooga on 10.24.09)
 Long Rec.: 19 yds., twice (last vs. The Citadel on 10.10.09)
 Total Off. Yds.: 190 at Presbyterian (09.12.09)
 All-Purpose Yds.: 266 at Presbyterian (09.12.09)
 Kick Returns: 4, twice (last at Appalachian St. on 10.09.10)
 Kick Return Yds.: 83 at Appalachian St. (10.09.10)
 Long Kick Return: 47 yds. at Presbyterian (09.12.09)

Brandon Spurlock (#21, DB)

Tackles: 2, twice (last at Ga. Southern on 09.25.10)
 Fumbles Rec.: 1 at The Citadel (10.11.08)
Andrew Straus (#39, DB)
 INTs: 1 at Chattanooga (10.30.10)
 Tackles: 6 vs. Duke (09.04.10)

Dontay Taylor (#30, RB)

TDs: 2, twice (last vs. Presbyterian on 09.13.08)
 Rushes: 15 at Wofford (10.20.07)
 Rush Yds.: 75 at Wofford (10.20.07)
 Rush TDs: 2 vs. Presbyterian (09.13.08)
 Long Rush: 13 yds. at Wofford (10.20.07)
 Receptions: 6 at Western Carolina (10.06.07)
 Rec. Yds.: 46 at Western Carolina (10.06.07)
 Rec. TDs: 2 vs. Ga. Southern (10.13.07)
 Long Rec.: 19 yds. vs. Liberty (09.22.07)
 Total Off. Yds.: 75 at Wofford (10.20.07)
 All-Purpose Yds.: 98 at Wofford (10.20.07)

Blake Thompson (#6, DB)

All-Purpose Yds.: 37 at Chattanooga (10.30.10)
 INTs: 1, three times (last at Chattanooga on 10.30.10)
 Long INT Ret.: 37 at Chattanooga (10.30.10)
 Tackles: 11 at Duke (09.04.10)
 Sacks: 1.0 at Richmond (09.18.10)
 TFL: 1.0 at Richmond (09.18.10)
 Fumbles Forced: 1 at Richmond (09.18.10)
 Pass Brkups: 1, twice (last vs. Samford on 10.02.10)

Khirey Walker (#55, DL)

Tackles: 4 at Wofford (10.31.09)
 Sacks: 1.0, four times
 TFL: 2.0 at Wofford (10.31.09)
 Fumbles Forced: 1, twice (last at Samford on 11.21.09)
 Fumbles Rec.: 1 vs. Chattanooga (10.24.09)

Brandon Ward (#20, DL)

Tackles: 13, twice (last vs. Wofford on 10.23.10)
 Sacks: 2.0, twice (last at Appalachian St. on 10.09.10)
 TFL: 3.0, twice (last at Appalachian St. on 10.09.10)
 Fumbles Forced: 1, four time (last vs. Wofford on 10.23.10)
 Pass Brkups: 2 at Richmond (11.28.09)

Brandon Wiggins (#43, LB)

Tackles: 19, twice (last at Duke on 09.04.10)
 Sacks: 1.0, three times (last vs. Wofford on 10.23.10)
 TFL: 2.5 at Ga. Southern (09.20.08)
 Fumbles Rec.: 1, five times (last vs. Wofford on 10.23.10)
 Pass Brkups: 1, five times (last at Appalachian St. on 10.09.10)

Terrell Wilson (#27, DB)

All-Purpose Yds.: 71 vs. Samford (09.27.08)
 Punt Returns: 2, twice (last vs. Wofford on 10.23.10)
 Punt Return Yds.: 39 vs. Wofford (10.23.10)
 Long Punt Ret.: 31 vs. Wofford (10.23.10)
 INTs: 2, twice (last at Richmond on 11.28.09)
 Long INT Ret.: 68 yds. vs. Samford (09.27.08)
 Tackles: 9 vs. Samford (09.27.08)
 Sacks: 1.0, three times (last vs. The Citadel on 10.10.09)
 TFL: 1.0, four times
 Fumbles Forced: 1, twice (last at Appalachian St. on 11.15.08)
 Fumbles Rec.: 1 vs. Furman (10.04.08)
 Pass Brkups: 2, four times

Thomas Wilson (#12, QB)

TDs: 1 vs. The Citadel (10.10.09)
 Rushes: 3 vs. Davidson (09.05.09)
 Rush Yds.: 18 vs. Shaw (09.11.10)
 Rush TDs: 1 vs. The Citadel (10.10.09)
 Long Rush: 16 vs. Shaw (09.11.10)
 Pass Att.: 17 vs. Shaw (09.11.10)
 Pass Comp.: 9 vs. Shaw (09.11.10)
 Pass Yds.: 83 vs. Shaw (09.11.10)
 Pass TDs: 1, twice (last vs. Chattanooga on 10.24.09)
 Long Pass: 36 vs. Davidson (09.05.09)
 Total Off. Yds.: 101 vs. Shaw (09.11.10)
 All-Purpose Yds.: 18 vs. Shaw (09.11.10)

Chandler Wrightenberry (#41, DB)

All-Purpose Yds.: 19 at Chattanooga (10.30.10)
 INTs: 1, three times (last at Chattanooga on 10.30.10)
 Long INT Return: 19 at Chattanooga (10.30.10)
 Tackles: 8 at Ga. Southern (09.25.10)
 Pass Brkups: 1, twice (last vs. Samford on 10.02.10)

Game 1

#7 Elon 27, Duke 41

Sept. 4, 2010 • Wallace Wade Stadium • Durham, N.C. • 7 p.m. • Att.: 33,941



#7 Elon	3	10	0	14	-	27
Duke	14	13	0	14	-	41

Scoring Summary

			Plays	TOP	Score
1st	E	Shreiner 28 yd. field goal	9-63	2:19	3-0
	D	Scott 34 yd. run (Snyderwine kick)	6-64	2:39	3-7
	D	Varner 8 yd. pass from Renfree (Snyderwine kick)	7-82	3:08	3-14
2nd	D	King 7 yd. pass from Renfree (Snyderwine kick)	4-57	1:23	3-21
	E	Shreiner 47 yd. field goal	7-43	2:23	6-21
	D	Snyderwine 22 yd. field goal	10-64	4:03	6-24
	E	Newsome 5 yd. run (Shreiner kick)	9-80	4:19	13-24
	D	Snyderwine 20 yd. field goal	6-53	1:02	13-27
4th	E	Riddle 11 yd. run (Shreiner kick)	7-71	2:17	20-27
	D	Snead 3 yd. run (Snyderwine kick)	11-67	4:31	20-34
	D	Hollingsworth 1 y d. run (Snyderwine kick)	11-36	5:31	20-41
	E	Brown 30 yd. pass from Riddle (Shreiner kick)	10-79	1:26	27-41

Team Stats

	Elon	Duke
First Downs	24	32
Rushing Att-Yards	21-125	45-192
Passing Cmp-Att-Yds	22-42-281	31-39-350
Total Plays-Yards	63-406	84-542
Fumbles-Lost	1-0	1-0
Penalties-Yards	8-69	5-63
Punts-Yards	3-109	2-64
Net Average	36.3	32.0
Punt Returns (#-Yds)	0-0	0-0
Kickoff Returns (#-Yds)	6-341	7-475
Interceptions-Yards	0-0	2-0
Fumble Ret-Yards	0-0	0-0
Time of Possession	23:55	36:05
3rd Downs	6-13	9-14
4th Downs	1-1	0-1
Sacks By-Yards	1-7	2-12

Individual Leaders

Rushing (Att-Yds-TD)
E - Brandon Newsome (11-77-0)
D - Desmond Scott (15-77-1)
Passing (Cmp-Att-INT-Yds-TD)
E - Scott Riddle (22-42-2-281-1)
D - Sean Renfree (31-39-0-350-2)
Receiving (Rec-Yds-TD)
E - Sean Jeffcoat (6-111-0)
D - Conner Vernon (10-129-0)
Defense (ST-AT-TT-TFL-Sack)
E - Brandon Wiggins (9-10-19-0.5-0)
D - Lee Butler (5-4-9-0-0)

Game Notes

- Scott Riddle passed for 281 yards, marking the 31st time in 36 career games that he has thrown for 200 or more yards.
- Sean Jeffcoat caught six balls for a career-long 111 yards. It was the second 100-yard receiving game in the senior's career.
- Linebacker Brandon Wiggins matched a career-high with 19 total tackles (nine solo, 10 assisted). With his performance, the senior moved into 10th place on Elon's career total tackles chart with 253.
- Five Elon players notched at least 11 tackles – Wiggins (19), Terell Wilson (12), Dale Riley (11), Blake Thompson (11) and Joshua Jones (11).
- The game was Elon's third ever against a FBS opponent.

Game 2

Shaw 26, #8 Elon 55

Sept. 11, 2010 • Rhodes Stadium • Elon, N.C. • 7 p.m. • Att.: 8,123



Shaw	0	13	13	0	-	26
#8 Elon	14	28	10	3	-	55

Scoring Summary

			Plays	TOP	Score
1st	E	Eastman 4 yd. pass from Riddle (Shreiner kick)	7-62	3:09	0-7
	E	Mellette 8 yd. pass from Riddle (Shreiner kick)	11-83	5:37	0-14
2nd	E	Newsome 4 yd. run (Shreiner kick)	6-45	1:36	0-21
	E	Newsome 4 yd. run (Shreiner kick)	3-34	1:13	0-28
	S	Gregory 62 yd. pass from Atkins (kick failed)	1-62	0:12	6-28
	E	Harris 32 yd. run (Shreiner kick)	6-55	2:47	6-35
	E	Mellette 41 yd. pass from Riddle (Shreiner kick)	4-78	1:24	6-42
	S	Atkins 6 yd. run (Reid kick)	4-65	1:27	13-42
3rd	E	Shreiner 26 yd. field goal	9-55	3:45	13-45
	S	Wooten 1 yd. run (pass failed)	5-69	2:15	19-45
	E	Harris 25 yd. run (Shreiner kick)	10-60	5:13	19-52
	S	Craig 39 yd. pass from Atkins (Reid kick)	6-65	2:35	26-52
4th	E	Shreiner 31 yd. field goal	4-1	0:50	26-55

Team Stats

	Shaw	Elon
First Downs	16	24
Rushing Att-Yards	23-89	36-199
Passing Cmp-Att-Yds	14-30-258	30-41-327
Total Plays-Yards	53-347	77-526
Fumbles-Lost	2-2	0-0
Penalties-Yards	6-40	7-75
Punts-Yards	5-173	3-97
Net Average	34.6	32.3
Punt Returns (#-Yds)	1-(-1)	3-45
Kickoff Returns (#-Yds)	5-305	5-139
Interceptions-Yards	0-0	2-18
Fumble Ret-Yards	0-0	0-0
Time of Possession	23:07	36:53
3rd Downs	1-10	6-14
4th Downs	3-3	1-2
Sacks By-Yards	1-10	1-8

Individual Leaders

Rushing (Att-Yds-TD)
E - Brandon Newsome (14-77-2)
S - Raymond Williams (8-60-0)
Passing (Cmp-Att-INT-Yds-TD)
E - Scott Riddle (21-24-0-244-3)
S - Kevin Atkins (13-26-1-241-2)
Receiving (Rec-Yds-TD)
E - Aaron Mellette (9-120-2)
S - Tyrone Craig (3-110-1)
Defense (ST-AT-TT-TFL-Sack)
E - Ronnie Hardison (6-0-6-1.0-0)
S - Fred Sparkman (7-5-12-0.5-0)

Game Notes

- Scott Riddle hit Brandon Newsome for a 10-yard gain in the first quarter to become the Southern Conference's all-time leader in career passing yards. Riddle concluded the night with 10,588 passing yards.
- Riddle passed for 244 yards despite playing less than two quarters. It was the 32nd career 200+ yard passing game for Riddle in 37 career outings.
- Aaron Mellette set new personal-bests with nine catches, 120 receiving yards and two TDs.
- Elon scored touchdowns on six of its seven first-half possessions.
- Three Phoenix players – A.J. Harris, Newsome and Mellette – all scored two touchdowns. Matt Eastman scored the other TD. It was the first touchdown of the red-shirt freshman's career.
- Kicker Adam Shreiner accounted for 13 of Elon's 55 points.

Game 3

#7 Elon 21, #9 Richmond 27 (OT)
 Sept. 18, 2010 • Robins Stadium • Richmond, Va. • 1 p.m. • Att.: 8,700



#7 Elon	7	7	0	7	0	21
#9 Richmond	0	14	0	7	6	27

Scoring Summary

			Plays	TOP	Score
1st	E	Mellette 16 yd. pass from Riddle (Shreiner kick)	8-80	3:50	7-0
2nd	R	Grayson 5 yd. pass from Corp (Kamin kick)	10-75	4:22	7-7
	E	Harris 6 yd. pass from Riddle (Shreiner kick)	9-67	2:56	14-7
	R	Wilkins 9 yd. run (Kamin kick)	18-83	8:03	14-14
4th	R	Gaskins 8 yd. run (Kamin kick)	18-76	6:00	14-21
	E	Mellette 25 yd. pass from Riddle (Shreiner kick)	16-79	1:41	21-21
OT	R	Kirchoff 16 yd. run	2-25	0:00	21-27

Team Stats

	Elon	Richmond
First Downs	25	26
Rushing Att-Yards	17-73	39-116
Passing Cmp-Att-Yds	34-56-319	24-41-265
Total Plays-Yards	73-392	80-381
Fumbles-Lost	0-0	2-1
Penalties-Yards	11-92	7-75
Punts-Yards	4-142	3-91
Net Average	29.8	30.3
Punt Returns (#-Yds)	0-0	3-23
Kickoff Returns (#-Yds)	4-79	3-39
Interceptions-Yards	2-19	1-0
Fumble Ret-Yards	0-0	0-0
Time of Possession	24:58	35:02
3rd Downs	6-13	9-18
4th Downs	2-2	2-2
Sacks By-Yards	2-15	1-6

Individual Leaders

Rushing (Att-Yds-TD)
E - A.J. Harris (9-34-0)
R - Garrett Wilkins (9-33-1)
Passing (Cmp-Att-INT-Yds-TD)
E - Scott Riddle (34-55-1-319-3)
R - Aaron Corp (19-32-0-207-1)
Receiving (Rec-Yds-TD)
E - Aaron Mellette (18-195-2)
R - Tre Gray (6-73-0)
Defense (ST-AT-TT-TFL-Sack)
E - Ronnie Hardison (7-4-11-0-0)
R - Darius McMillan (1-9-10-0-0)

Game Notes

- Scott Riddle passed for 319 yards, marking the 18th time in 38 career games that he has thrown for 300 or more yards.
- Riddle's 55 passing attempts were a career-high. His previous high of 54 attempts came in his collegiate debut at South Florida on Sept. 1, 2007.
- Aaron Mellette established an Elon record with 18 receptions. That total tied him for the second-most catches ever by a SoCon player.
- Ronnie Hardison recorded a career-high 11 total tackles.
- Travis Greene intercepted the first pass of his career. It was one of two picks by the Phoenix on the day. The other was by Chandler Wrightenberry.
- This game marked just the seventh time that Elon has played an overtime game. Elon had won its last two OT contests and is now 3-4 all-time when needing extra time.

Game 4

#10 Elon 21, #24 Georgia Southern 38
 Sept. 25, 2010 • Paulson Stadium • Statesboro, Ga. • 6 p.m. • Att.: 18,302



#10 Elon	7	7	0	7	-	21
#24 Georgia Southern	0	14	7	17	-	38

Scoring Summary

			Plays	TOP	Score
1st	E	Peterson 15 yd. pass from Riddle (Shreiner kick)	5-63	1:55	7-0
2nd	G	Shaw 1 yd. run (Mora kick)	15-86	7:51	7-7
	G	Shaw 2 yd. run (Mora kick)	12-80	5:01	7-14
	E	Mellette 3 yd. pass from Riddle (Shreiner kick)	7-70	2:00	14-14
3rd	G	Robinson 4 yd. run (Mora kick)	11-65	5:49	14-21
4th	G	Akinniranye 4 yd. run (Mora kick)	7-56	2:34	14-28
	G	Scott 36 yd. interception return (Mora kick)	--	--	14-35
	E	Mellette 19 yd. pass from Riddle (Shreiner kick)	13-85	4:08	21-35
	G	Mora 23 yd. field goal	9-42	4:27	21-38

Team Stats

	Elon	GSU
First Downs	17	30
Rushing Att-Yards	14-9	72-379
Passing Cmp-Att-Yds	25-45-322	8-12-129
Total Plays-Yards	59-331	84-508
Fumbles-Lost	0-0	4-2
Penalties-Yards	7-53	5-30
Punts-Yards	4-148	1-42
Net Average	32.0	22.0
Punt Returns (#-Yds)	0-0	0-0
Kickoff Returns (#-Yds)	7-127	3-63
Interceptions-Yards	0-0	2-46
Fumble Ret-Yards	1-10	0-0
Time of Possession	20:27	39:33
3rd Downs	7-14	10-17
4th Downs	0-1	3-3
Sacks By-Yards	1-14	3-28

Individual Leaders

Rushing (Att-Yds-TD)
E - Brandon Newsome (8-24-0)
G - Lee Banks (25-121-0)
Passing (Cmp-Att-INT-Yds-TD)
E - Scott Riddle (25-45-2-322-3)
G - Jaybo Shaw (8-12-0-129-0)
Receiving (Rec-Yds-TD)
E - Aaron Mellette (6-121-2)
G - J.J. Wilcox (2-51-0)
Defense (ST-AT-TT-TFL-Sack)
E - Jordan Jones (8-3-11-0-0)
G - Derek Heyden (7-1-8-0-0)

Game Notes

- Scott Riddle passed for 319 yards, marking the 19th time in 39 career games that he has thrown for 300 or more yards.
- Aaron Mellette posted his third consecutive 100-yard receiving game. He also made it three straight games with two TD receptions.
- Jordan Jones recorded a career-high 11 total tackles while forcing the first two fumbles of his career.
- Elon saw its streak of three consecutive victories over Georgia Southern snapped. The Phoenix was looking to become just the second SoCon team to earn four straight wins over the Eagles.

Game 5

Samford 19, #21 Elon 24
Oct. 2, 2010 - Rhodes Stadium - Elon, N.C. • 1:30 p.m. • Att.: 10,476



Samford	0	3	10	6	-	19
#21 Elon	10	7	7	0	-	24

Scoring Summary

			Plays	TOP	Score
1st	E	Brown 36 yd. pass from Riddle (Shreiner kick)	9-80	4:18	0-7
	E	Shreiner 25 yd. field goal	11-72	4:52	0-10
2nd	E	Jeffcoat 2 yd. pass from Riddle (Shreiner kick)	11-89	3:43	0-17
	S	Yaw 48 yd. field goal	8-11	1:52	3-17
3rd	S	Yaw 22 yd. field goal	10-36	3:56	6-17
	S	Pope 1 yd. run (Yaw kick)	3-50	0:34	13-17
	E	Labinowicz 9 yd. pass from Riddle (Shreiner kick)	8-80	3:40	13-24
4th	S	Pope 1 yd. run (pass failed)	11-75	4:10	19-24

Team Stats

	Samford	Elon
First Downs	15	28
Rushing Att-Yards	38-200	37-79
Passing Cmp-Att-Yds	15-29-142	36-45-416
Total Plays-Yards	67-342	82-495
Fumbles-Lost	1-1	5-4
Penalties-Yards	7-47	3-20
Punts-Yards	5-219	3-105
Net Average	35.4	30.0
Punt Returns (#-Yds)	2-15	1-2
Kickoff Returns (#-Yds)	3-36	4-71
Interceptions-Yards	0-0	2-(-1)
Fumble Ret-Yards	0-0	0-0
Time of Possession	20:44	39:16
3rd Downs	4-14	7-14
4th Downs	1-2	0-0
Sacks By-Yards	2-11	0-0

Individual Leaders

Rushing (Att-Yds-TD)
E - Brandon Newsome (12-68-0)
S - Chris Evans (12-115-0)
Passing (Cmp-Att-INT-Yds-TD)
E - Scott Riddle (36-44-0-416-3)
S - Connor Lowery (9-17-1-105-0)
Receiving (Rec-Yds-TD)
E - Aaron Mellette (9-77-0)
S - Chris Evans (5-31-0)
Defense (ST-AT-TT-TFL-Sack)
E - Brandon Wiggins (7-5-12-1.0-0)
S - Bryce Smith (4-13-17-0.5-0)

Game Notes

- Scott Riddle's 416 passing yards were the second-highest total of his career and the 16th-highest passing total ever by a Southern Conference quarterback.
- Sean Jeffcoat recorded his second 100-yard receiving game of the season, pulling down seven balls for 109 yards and one touchdown.
- Andre Labinowicz scored the first touchdown of his career.
- Ronnie Haridson's first-career interception sealed the Elon victory as he picked off Connor Lowery with just 19 seconds remaining in the game.

Game 6

#19 Elon 31, #1 Appalachian State 34
Oct. 9, 2010 - Kidd Brewer Stadium - Boone, N.C. • 3 p.m. • Att.: 31,531



#19 Elon	7	10	7	7	-	31
#1 Appalachian State	7	13	7	7	-	34

Scoring Summary

			Plays	TOP	Score
1st	A	Moore 4 yd. run (Vitaris kick)	8-75	4:45	0-7
	E	Mellette 7 yd. pass from Riddle (Shreiner kick)	8-60	3:41	7-7
2nd	E	Shreiner 29 yd. field goal	7-65	3:03	10-7
	A	Baker 36 yd. run (kick failed)	4-86	1:37	10-13
	A	Presley 53 yd. run (Vitaris kick)	7-75	2:57	10-20
	E	Mellette 6 yd. pass from Riddle (Shreiner kick)	8-78	2:07	17-20
3rd	A	Presley y44 yd. run (Vitaris kick)	8-87	3:08	17-27
	E	Mellette 43 yd. pass from Riddle (Shreiner kick)	4-80	1:28	24-27
4th	A	Hillary 13 yd. pass from Presley (Vitaris kick)	9-67	4:49	24-34
	E	Jeffcoat 17 yd. pass from Riddle (Shreiner kick)	10-68	4:12	31-34

Team Stats

	Elon	ASU
First Downs	28	23
Rushing Att-Yards	27-109	44-274
Passing Cmp-Att-Yds	31-43-394	14-19-204
Total Plays-Yards	70-503	63-478
Fumbles-Lost	0-0	1-1
Penalties-Yards	5-59	12-116
Punts-Yards	2-778	4-158
Net Average	29.0	39.5
Punt Returns (#-Yds)	0-0	0-0
Kickoff Returns (#-Yds)	4-83	6-111
Interceptions-Yards	0-0	0-0
Fumble Ret-Yards	0-0	0-0
Time of Possession	30:05	29:55
3rd Downs	3-11	5-11
4th Downs	1-3	1-1
Sacks By-Yards	2-12	3-15

Individual Leaders

Rushing (Att-Yds-TD)
E - Scott Riddle (9-43-0)
A - DeAndre Presley (23-170-2)
Passing (Cmp-Att-INT-Yds-TD)
E - Scott Riddle (31-43-0-394-4)
A - DeAndre Presley (14-19-0-204-1)
Receiving (Rec-Yds-TD)
E - Aaron Mellette (9-127-3)
A - Matt Cline (5-30-0)
Defense (ST-AT-TT-TFL-Sack)
E - Brandon Ward (5-8-13-3.0-2.0)
A - D.J. Smith (7-7-14-1.0-0)

Game Notes

- Scott Riddle passed for 394 yards, marking the 21st time in 41 career games that he has thrown for 300 or more yards. The total moved Riddle's career passing yards past the 12,000-yard mark.
- Riddle's four touchdown passes matched a career-high.
- Aaron Mellette became the first player to catch three touchdown passes in a game versus Appalachian State since 2003.
- Brandon Ward's 13 total tackles were a career-high.
- Elon failed to score first for the first time in the 2010 season.

Game 7

#9 Wofford 28, Elon 21

Oct. 23, 2010 • Rhodes Stadium • Elon, N.C. • 1:30 p.m. • Att.: 9,752



#9 Wofford	7	7	7	7	-	28
Elon	0	0	14	7	-	21

Scoring Summary

			Plays	TOP	Score
1st	W	Breitenstein 18 yd. run (C. Reed kick)	1-18	0:06	7-0
2nd	W	Breitenstein 18 yd. run (C. Reed kick)	12-97	5:00	14-0
3rd	W	Rucker 84 yd. kickoff return (C. Reed kick)	--	--	21-0
	E	Mellette 16 yd. pass from Riddle (Shreiner kick)	5-71	1:55	21-7
	E	Harris 6 yd. pass from Riddle (Shreiner kick)	7-35	1:59	21-14
4th	E	Jeffcoat 24 yd. pass from Riddle (Shreiner kick)	8-52	3:32	21-21
	W	D. Reed 41 yd. pass from Allen (C. Reed kick)	5-49	1:01	28-21

Team Stats

	Wofford	Elon
First Downs	17	17
Rushing Att-Yards	54-246	24-67
Passing Cmp-Att-Yds	2-5-51	28-40-232
Total Plays-Yards	59-297	64-299
Fumbles-Lost	1-1	1-1
Penalties-Yards	5-44	3-40
Punts-Yards	7-247	6-250
Net Average	29.7	38.8
Punt Returns (#-Yds)	1-(-3)	2-39
Kickoff Returns (#-Yds)	5-296	4-45
Interceptions-Yards	1-17	0-0
Fumble Ret-Yards	0-0	0-0
Time of Possession	31:46	28:14
3rd Downs	4-13	6-14
4th Downs	2-2	1-2
Sacks By-Yards	2-14	2-16

Game Notes

- The road team won for the fifth consecutive time in this series.
- Elon was held without a 100-yard receiver for the first time in 2010.
- Wofford's 246 rushing yards were the second-lowest output for the Terriers on the ground this season.
- For the second-straight game, Brandon Ward recorded a career-best 13 tackles.
- Four Elon players finished the game with double-digit tackle performances – Ward (13), Brandon Wiggins (12), Travis Greene (11) and Joshua Jones (10).
- Wiggins moved past the 300 career-tackle mark. He finished the day with 306 career stops, the fifth-highest total in program history.

Game 8

Elon 49, #20 Chattanooga 35

Oct. 30, 2010 • Finley Stadium • Chattanooga, Tenn. • 2 p.m. • Att.: 11,095



Elon	14	21	0	14	-	49
#20 Chattanooga	7	7	7	14	-	35

Scoring Summary

			Plays	TOP	Score
1st	C	Bradford 10 yd. pass from Coleman (Veres kick)	5-23	1:49	0-7
	E	Harris 14 yd. run (Shreiner kick)	7-61	2:17	7-7
	E	Harris 3 yd. run (Shreiner kick)	10-71	4:10	14-7
2nd	E	Harris 25 yd. run (Shreiner kick)	7-71	2:24	21-7
	E	Jeffcoat 40 yd. pass from Riddle (Shreiner kick)	4-80	1:32	28-7
	C	Anthony 25 yd. pass from Coleman (Veres kick)	11-78	2:19	28-14
	E	Jeffcoat 57 yd. pass from Riddle (Shreiner kick)	3-75	0:21	35-14
3rd	C	Bradford 7 yd. pass from Coleman (Veres kick)	11-87	4:19	35-21
4th	C	Sutherland 22 yd. pass from Coleman (Veres kick)	7-57	1:49	35-28
	C	Hughes 20 yd. pass from Coleman (Veres kick)	1-20	0:08	35-35
	E	Joshua Jones 25 yd. INT return (Shreiner kick)	--	--	42-35
	E	Harris 1 yd. run (Shreiner kick)	2-5	0:42	49-35

Team Stats

	Elon	UTC
First Downs	31	29
Rushing Att-Yards	44-173	27-118
Passing Cmp-Att-Yds	24-34-317	33-63-386
Total Plays-Yards	78-490	90-504
Fumbles-Lost	4-4	2-1
Penalties-Yards	1-15	7-80
Punts-Yards	3-122	3-131
Net Average	40.3	37.0
Punt Returns (#-Yds)	0-0	1-1
Kickoff Returns (#-Yds)	5-89	7-111
Interceptions-Yards	5-86	0-0
Fumble Ret-Yards	0-0	0-0
Time of Possession	30:10	29:50
3rd Downs	6-10	11-18
4th Downs	0-0	1-2
Sacks By-Yards	1-1	2-18

Game Notes

- A.J. Harris set career-highs with 31 carries, 163 rushing yards and four rushing touchdowns. It was the second 100-yard rushing game of his career.
- Harris' 31 carries were the most by an Elon back since Reggie Hall's 32 totes for 180 yards at North Carolina A&T on Sept. 24, 2005.
- Scott Riddle moved into second-place on the FCS career chart for pass attempts. Riddle has now thrown 1,696 passes, just 90 shy of the record of 1,786 set by Holy Cross' Dominic Randolph between 2006-09.
- Joshua Jones' interception return for a touchdown was the first score of the linebacker's career.
- Elon's five interceptions were the most for the team since Sept. 11, 1993 in a 60-13 victory over West Virginia State.

Game-by Game Tackles

Player	UT-AT-TT	DU	SU	UR	GSU	SAM	ASU	WOF	UTC	CIT	FUR	WCU
Wiggins, Brandon	49-35-84	9-10-19	2-0-2	3-5-8	8-3-11	7-5-12	5-3-8	4-8-12	11-1-12			
Jones, Joshua	19-38-57	0-11-11	1-2-3	2-6-8	9-1-10	4-5-9	1-3-4	1-9-10	1-1-2			
Greene, Travis	25-27-52	3-2-5	1-1-2	1-6-7	4-1-5	3-4-7	4-4-8	5-6-11	4-3-7			
Ward, Brandon	22-26-48	2-5-7	2-0-2	0-1-1	2-1-3	3-3-6	5-8-13	5-8-13	3-0-3			
Hardison, Ronnie	34-9-43	3-1-4	6-0-6	7-4-11	1-0-1	3-1-4	7-0-7	3-0-3	4-3-7			
Thompson, Blake	19-24-43	2-9-11	3-0-3	4-2-6	4-1-5	0-5-5	3-3-6	1-3-4	2-1-3			
Wilson, Terell	25-15-40	7-5-12	0-1-1	9-1-10	0-0-0	0-0-0	1-3-4	0-3-3	8-2-10			
Riley, Dale	14-16-30	4-7-11	2-1-3	3-5-8	1-2-3	3-1-4	1-0-1	0-0-0	0-0-0			
Jones, Jordan	16-12-28	2-3-5	2-1-3	0-4-4	8-3-11	1-0-0	0-0-0	1-0-1	2-1-3			
Hunt, David	11-16-27	2-2-4	0-0-0	1-5-6	5-2-7	1-0-1	0-3-3	1-3-4	1-1-2			
Wrightenberry, Chandler	12-11-23	0-0-0	0-0-0	2-2-4	6-2-8	3-2-5	1-1-2	0-3-3	0-1-1			
Gibson, Jordan	10-12-22	1-0-1	0-1-1	0-1-1	3-1-4	2-3-5	0-0-0	1-6-7	3-0-3			
Brant, Brandon	8-14-22	0-0-0	0-2-2	0-0-0	0-2-2	0-0-0	2-6-8	2-3-5	4-1-5			
Straus, Andrew	6-10-16	1-5-6	1-0-1	0-0-0	0-0-0	0-0-0	1-0-1	0-3-3	3-2-5			
Walker, Khirey	3-9-12	0-3-3	0-1-1	1-2-3	1-0-1	1-0-1	0-2-2	0-1-1	0-0-0			
Henderson, Zach	3-5-8	0-0-0	2-1-3	0-2-2	1-0-1	0-1-1	0-0-0	0-1-1	0-0-0			
Lamikanra, Olufemi	4-4-8	0-1-1	2-0-2	0-1-1	1-0-1	0-0-0	0-2-2	1-0-1	0-0-0			
Burns, Edward	6-1-7	1-0-1	1-0-1	0-0-0	4-1-5	0-0-0	0-0-0	0-0-0	0-0-0			
Shoffner, Lionel	3-3-6	0-0-0	0-0-0	1-1-2	1-1-2	1-1-2	0-0-0	0-0-0	0-0-0			
Conner, Jonathan	1-5-6	0-0-0	0-2-2	0-0-0	1-0-1	0-1-1	0-1-1	0-1-1	0-0-0			
Burnett, Juan	1-5-6	0-1-1	0-3-3	0-1-1	0-0-0	1-0-1	0-0-0	0-0-0	0-0-0			
James, Tevin	2-3-5	0-0-0	1-1-2	0-0-0	0-0-0	0-0-0	0-0-0	0-0-0	1-2-3			
Martin, Luke	2-3-5	0-0-0	1-0-1	0-1-1	0-0-0	0-0-0	1-2-3	0-0-0	0-0-0			
Mullins, Khiry	1-3-4	1-0-1	0-1-1	0-0-0	0-2-2	0-0-0	0-0-0	0-0-0	0-0-0			
Spurlock, Brandon	1-2-3	0-0-0	0-0-0	0-0-0	1-1-2	0-0-0	0-1-1	0-0-0	0-0-0			
McQuilkin, Brett	1-2-3	0-1-1	0-0-0	0-1-1	0-0-0	1-0-0	0-0-0	0-0-0	0-0-0			

Game-by Game Tackles for Loss

Player	TFL-Yds.	DU	SU	UR	GSU	SAM	ASU	WOF	UTC	CIT	FUR	WCU
Ward, Brandon	8.5-37	1.0-3	2.0-7	0-0	0-0	1.5-4	3.0-13	1.0-10	0-0			
Greene, Travis	4.5-22	0-0	0-0	0.5-1	1.0-14	0-0	1.0-2	2.0-5	0-0			
Wiggins, Brandon	3.5-18	0.5-1	1.0-10	0-0	0-0	1.0-1	0-0	1.0-6	0-0			
Hardison, Ronnie	3.0-7	0-0	1.0-1	0-0	0-0	0-0	1.0-1	1.0-5	0-0			
Hunt, David	3.0-9	0-0	0-0	2.0-7	0-0	1.0-2	0-0	0-0	0-0			
Gibson, Jordan	2.0-11	1.0-7	0.5-2	0-0	0-0	0.5-2	0-0	0-0	0-0			
Brant, Brandon	2.0-6	0-0	0.5-4	0-0	0-0	0-0	0.5-1	0-0	1.0-1			
Riley, Dale	2.0-9	1.5-4	0-0	0.5-5	0-0	0-0	0-0	0-0	0-0			
Thompson, Blake	1.5-6	0.5-0	0-0	1.0-6	0-0	0-0	0-0	0-0	0-0			
Walker, Khirey	1.0-2	0.5-1	0-0	0.5-1	0-0	0-0	0-0	0-0	0-0			
Shoffner, Lionel	1.0-2	0-0	0-0	0-0	0-0	1.0-2	0-0	0-0	0-0			
Jones, Joshua	1.0-1	0.5-1	0-0	0-0	0-0	0-0	0.5-0	0-0	0-0			
Wilson, Terell	0.5-1	0.5-1	0-0	0-0	0-0	0-0	0-0	0-0	0-0			
Mullins, Khiry	0.5-4	0-0	0.5-4	0-0	0-0	0-0	0-0	0-0	0-0			
Lamikanra, Olufemi	0.5-1	0-0	0-0	0.5-1	0-0	0-0	0-0	0-0	0-0			
Jones, Jordan	0.5-3	0-0	0.5-3	0-0	0-0	0-0	0-0	0-0	0-0			

Game-by Game Sacks

Player	Sacks-Yds.	DU	SU	UR	GSU	SAM	ASU	WOF	UTC	CIT	FUR	WCU
Ward, Brandon	3.0-22	0-0	0-0	0-0	0-0	0-0	2.0-12	1.0-10	0-0			
Brant, Brandon	1.5-5	0-0	0.5-4	0-0	0-0	0-0	0-0	0-0	1.0-1			
Greene, Travis	1.0-14	0-0	0-0	0-0	1.0-14	0-0	0-0	0-0	0-0			
Gibson, Jordan	1.0-7	1.0-7	0-0	0-0	0-0	0-0	0-0	0-0	0-0			
Thompson, Blake	1.0-6	0-0	0-0	1.0-6	0-0	0-0	0-0	0-0	0-0			
Wiggins, Brandon	1.0-6	0-0	0-0	0-0	0-0	0-0	0-0	1.0-6	0-0			
Riley, Dale	0.5-5	0-0	0-0	0.5-5	0-0	0-0	0-0	0-0	0-0			
Hunt, David	0.5-4	0-0	0-0	0.5-4	0-0	0-0	0-0	0-0	0-0			
Mullins, Khiry	0.5-4	0-0	0.5-4	0-0	0-0	0-0	0-0	0-0	0-0			

Game-by Game Passing

Scott Riddle	Comp.	Att.	INT	Pct.	Yds.	TD	Long	Sack	Yds.	Effic.
at Duke	22	42	2	52.4	281	1	30	2	12	106.91
Shaw	21	24	0	87.5	244	3	41	1	10	215.15
at Richmond	34	55	1	61.8	319	3	33	1	6	124.90
at Ga. Southern	25	45	2	55.6	322	3	46	3	28	128.77
Samford	36	44	0	81.8	416	3	48	2	11	183.74
at Appalachian St.	31	43	0	72.1	394	4	47	3	15	179.76
Wofford	28	40	1	70.0	232	3	24	2	14	138.47
at Chattanooga	21	29	0	72.4	260	2	57	2	18	170.48
at The Citadel										
Furman										
Western Carolina										
Totals	218	322	6	67.7	2,468	22	57	16	114	150.90

Thomas Wilson	Comp.	Att.	INT	Pct.	Yds.	TD	Long	Sack	Yds.	Effic.
at Duke	0	0	0	0.0	0	0	0	0	0	0.00
Shaw	9	17	0	52.9	83	0	16	0	0	93.95
at Richmond	0	0	0	0.0	0	0	0	0	0	0.00
at Ga. Southern	0	0	0	0.0	0	0	0	0	0	0.00
Samford	0	0	0	0.0	0	0	0	0	0	0.00
at Appalachian St.	0	0	0	0.0	0	0	0	0	0	0.00
Wofford	0	0	0	0.0	0	0	0	0	0	0.00
at Chattanooga	3	5	0	60.0	57	0	33	0	0	155.76
at The Citadel										
Furman										
Western Carolina										
Totals	12	22	0	54.5	140	0	33	0	0	108.00

Game-by Game Rushing

Player	#-Yds./TD	DU	SU	UR	GSU	SAM	ASU	WOF	UTC	CIT	FUR	WCU
Harris, A.J.	89-416/6	2-23/0	7-70/2	9-34/0	2-9/0	16-30/0	9-37/0	13-50/0	31-163/4			
Newsome, Brandon	58-288/3	11-77/1	14-77/2	4-13/0	8-24/0	12-68/0	9-29/0	0-0/0	0-0/0			
Taylor, Dontay	18-62/0	0-0/0	11-32/0	0-0/0	0-0/0	0-0/0	0-0/0	3-11/0	4-19/0			
Camp, Lance	7-23/0	1-9/0	0-0/0	0-0/0	0-0/0	0-0/0	0-0/0	5-10/0	1-4/0			
Wilson, Thomas	3-19/0	0-0/0	2-18/0	0-0/0	0-0/0	0-0/0	0-0/0	0-0/0	1-1/0			
Peterson, Jeremy	2-12/0	0-0/0	0-0/0	0-0/0	0-0/0	2-12/0	0-0/0	0-0/0	0-0/0			
Jeffcoat, Sean	1-4/0	0-0/0	0-0/0	0-0/0	1-4/0	0-0/0	0-0/0	0-0/0	0-0/0			
Brown, Kierre	1-(-4)/0	0-0/0	0-0/0	0-0/0	0-0/0	1-(-4)/0	0-0/0	0-0/0	0-0/0			
Riddle, Scott	37-(-10)/1	7-16/1	2-2/0	3-(-1)/0	3-(-28)/0	5-(-26)/0	9-43/0	3-(-4)/0	5-(-12)/0			

Game-by Game Receiving

Player	#-Yds./TD	DU	SU	UR	GSU	SAM	ASU	WOF	UTC	CIT	FUR	WCU
Mellette, Aaron	68-819/10	2-30/0	9-120/2	18-195/2	6-121/2	9-77/0	9-127/3	6-51/1	9-98/0			
Jeffcoat, Sean	51-717/5	6-111/0	3-41/0	7-50/0	5-74/0	7-109/1	8-102/1	8-76/1	7-154/2			
Camp, Lance	25-244/0	5-45/0	5-33/0	1-12/0	0-0/0	0-0/0	4-63/0	7-57/0	3-34/0			
Harris, A.J.	29-232/2	2-23/0	3-18/0	2-11/1	4-28/0	7-65/0	4-45/0	4-25/1	3-17/0			
Brown, Kierre	14-201/2	1-30/1	2-29/0	1-6/0	2-22/0	5-82/1	2-23/0	0-0/0	1-9/0			
Peterson, Jeremy	17-180/1	0-0/0	1-38/0	2-17/0	6-56/1	4-34/0	2-20/0	2-15/0	0-0/0			
Newsome, Brandon	10-97/0	3-15/0	3-33/0	0-0/0	1-17/0	2-16/0	1-16/0	0-0/0	0-0/0			
Labinowicz, Andre	8-85/1	1-8/0	1-22/0	1-5/0	1-4/0	2-33/1	0-0/0	1-8/0	1-5/0			
Eastman, Matt	6-33/1	2-19/0	2-4/1	1-12/0	0-0/0	0-0/0	1-(-2)/0	0-0/0	0-0/0			
Berry, Taylor	1-11/0	0-0/0	0-0/0	1-11/0	0-0/0	0-0/0	0-0/0	0-0/0	0-0/0			
Riddle, Scott	1-(-11)/0	0-0/0	1-(-11)/0	0-0/0	0-0/0	0-0/0	0-0/0	0-0/0	0-0/0			

Game-by Game Summaries

Game	Final Score	Score by Quarter				First Downs				Rushing		Passing			Tot. Off.	Punt	Fumbles	Penalty	3rd	TOP
		1	2	3	4	Ru	Pa	Pn	Tot	Att-Yds	TD	C-A-I	Yds.	TD	Att.-Yds.	No-Avg.	No.-Lost	No-Yds.	Downs	
Elon	27	3	10	0	14	7	13	4	24	21-125	2	22-42-2	281	1	63-406	3-36.3	1-0	8-69	6-13	23:55
Duke	41	14	13	0	14	8	20	4	32	45-192	3	31-39-0	350	2	84-542	2-32.0	1-0	5-63	9-14	36:05
Shaw	26	0	13	13	0	5	8	3	16	23-89	2	14-30-2	258	2	53-347	5-25.6	2-2	6-40	1-10	23:07
Elon	55	14	28	10	3	7	16	1	24	36-199	4	30-41-0	327	3	77-526	3-32.7	0-0	7-75	6-14	36:53
Elon	21	7	7	0	7	4	20	1	25	17-73	0	34-56-1	319	3	73-392	4-29.8	0-0	11-92	6-13	24:58
Richmond	27	0	14	0	7(6)	8	13	5	26	39-116	3	24-41-2	265	1	80-381	3-30.3	2-1	7-75	9-18	35:02
Elon	21	7	7	0	7	0	17	0	17	14-9	0	25-45-2	322	3	59-331	4-37.0	0-0	7-53	7-14	20:27
Ga. Southern	38	0	14	7	17	21	6	3	30	72-379	4	8-12-0	129	0	84-508	1-42.0	4-2	5-30	10-17	38:27
Samford	19	0	3	10	6	10	5	0	15	38-200	2	15-29-2	142	0	67-342	5-43.8	2-1	7-47	4-14	20:44
Elon	24	10	7	7	0	8	19	1	28	37-79	0	36-45-0	416	3	82-495	3-35.0	5-4	3-20	7-14	39:16
Elon	31	7	10	7	7	6	18	4	28	27-109	0	31-43-0	394	4	70-503	2-39.0	0-0	5-59	3-11	30:05
at App. St.	34	7	13	7	7	12	9	2	23	44-274	4	14-19-0	204	1	63-478	4-39.5	1-1	12-116	5-11	29:55
Wofford	28	7	7	7	7	13	2	2	17	54-246	2	2-5-0	51	1	59-297	7-35.3	1-1	5-44	4-13	31:46
Elon	21	0	0	14	7	4	12	1	17	24-67	0	28-40-1	232	3	64-299	6-41.7	1-1	3-40	6-14	28:14
Elon	49	14	21	0	14	12	15	4	31	44-173	4	24-34-0	317	2	78-490	3-40.7	4-4	1-15	6-10	30:10
Chattanooga	35	7	7	7	14	9	20	0	29	27-118	0	33-63-5	386	5	90-504	3-43.7	2-1	7-80	11-18	29:50

Elon
The Citadel
Furman
Elon
W. Carolina
Elon

Average Field Position

	Elon	Opponent
at Duke	Own 25	Own 33
Shaw	Own 44	Own 27
at Richmond	Own 28	Own 27
at Georgia Southern	Own 31	Own 29
Samford	Own 25	Own 36
at Appalachian State	Own 27	Own 23
Wofford	Own 35	Own 33
at Chattanooga	Own 34	Own 32
at The Citadel		
Furman		
Western Carolina		

Drives Superlatives

	Elon	Opponent
Most Plays/Result	16/TD at Richmond	18/TD, TD by Richmond
Most Yards/Result	89/TD vs. Samford	97/TD by Wofford
Most Time/Result	5:37/TD vs. Shaw	8:03/TD by Richmond

Drive Chart

Drive Start	1-9	10-19	20-29	30-39	40-49	50+
Result	#/TD/FG	#/TD/FG	#/TD/FG	#/TD/FG	#/TD/FG	#/TD/FG
at Duke	0/0/0	1/0/0	9/3/2	0/0/0	1/0/0	0/0/0
Shaw	0/0/0	1/1/0	2/1/0	3/1/1	4/2/0	4/2/1
at Richmond	0/0/0	2/0/0	5/2/0	2/1/0	1/0/0	1/0/0
at GSU	0/0/0	1/1/0	3/0/0	4/2/0	2/0/0	0/0/0
Samford	2/0/0	2/1/0	6/2/1	2/0/0	0/0/0	2/0/0
at ASU	0/0/0	2/0/0	4/2/1	1/1/0	1/1/0	2/0/0
Wofford	0/0/0	3/0/0	4/1/0	1/0/0	4/1/0	2/1/0
at UTC	0/0/0	1/0/0	8/4/0	4/1/0	0/0/0	2/1/0
at Citadel						
Furman						
W. Carolina						

Three-and-Out

	Elon 3-&-Out/Drives	Opponent 3-&-Out/Drives
at Duke	1/11	1/12
Shaw	2/14	4/14
at Richmond	1/11	1/10
at Georgia Southern	2/10	0/11
Samford	0/14	2/13
at Appalachian State	1/11	2/12
Wofford	3/14	5/13
at Chattanooga	3/15	2/16
at The Citadel		
Furman		
Western Carolina		

Scoring Drive Analysis

Yardage	Elon		Opponent	
	TD	FG	TD	FG
Minus Yds.	0	0	0	0
0-9	1	1	0	0
10-19	0	0	1	1
20-29	0	0	3	0
30-39	2	0	1	1
40-49	1	1	0	1
50-59	2	1	4	1
60-69	7	2	8	1
70-79	10	1	6	0
80-89	9	0	7	0
90-99	0	0	1	0

Game-Opening Drives

Opp.	Pts.	Elon			Opponent		
		1Dns	Yds.	Pts.	1Dns	Yds.	
at Duke	3	2	63	7	2	64	
Shaw	7	3	62	0	0	5	
at Richmond	7	5	80	0	1	-2	
at GSU	0	2	51	0	2	42	
Samford	7	4	80	0	1	22	
at ASU	7	3	60	7	4	75	
Wofford	0	0	8	0	0	7	
at UTC	0	0	-13	7	2	23	
at Citadel							
Furman							
W. Carolina							

Second Half-Opening Drives

Opp.	Pts.	Elon			Opponent		
		1Dns	Yds.	Pts.	1Dns	Yds.	
at Duke	0	2	45	0	0	9	
Shaw	3	3	55	6	2	69	
at Richmond	0	1	14	0	1	25	
at GSU	0	1	19	0	1	26	
Samford	0	1	9	3	2	36	
at ASU	0	3	82	0	0	-1	
Wofford	7	4	71	0	0	7	
at UTC	0	2	54	7	5	87	
at Citadel							
Furman							
W. Carolina							

Red Zone

Opponent	Score	Chances	Times Scored	Pts.	Rush TD	Pass TD	FGM	FGA	Downs	Failed to Score			
										INT	Fumb.	Half	Game
at Duke	27-41	3	3	17	2	0	1	0	0	0	0	0	0
Shaw	55-26	6	6	34	2	2	2	0	0	0	0	0	0
at Richmond	21-27	3	2	14	0	2	0	1	0	0	0	0	0
at Ga. Southern	21-38	4	3	21	0	3	0	0	0	1	0	0	0
Samford	24-19	3	3	17	0	2	1	0	0	0	0	0	0
at Appalachian St.	31-34	5	4	24	0	3	1	0	1	0	0	0	0
Wofford	21-28	2	2	14	0	2	0	0	0	0	0	0	0
at Chattanooga	49-35	5	3	21	3	0	0	0	0	0	1	1	0
at The Citadel													
Furman													
Western Carolina													
Totals	249-248	31	26	162	7	14	5	1	1	1	1	1	0
Opponents	248-249	31	26	167	16	7	3	1	1	1	0	2	0

Season Percentage: 26-31 (83.9%)

Season Percentage - TDs: 21-31 (67.7%)

Season Percentage - FGs: 5-31 (16.1%)

Season Percentage - Failed to Score: 5-31 (16.1%)

2010 Team Stats

Team Statistics	ELON	OPP
SCORING	249	248
Points Per Game	31.1	31.0
FIRST DOWNS	194	188
Rushing	48	86
Passing	130	83
Penalty	16	19
RUSHING YARDAGE	834	1614
Yards gained rushing	1011	1794
Yards lost rushing	177	180
Rushing Attempts	220	341
Average Per Rush	3.8	4.7
Average Per Game	104.2	201.8
TDs Rushing	10	20
PASSING YARDAGE	2608	1785
Comp-Att-Int	230-346-6	141-238-11
Average Per Pass	7.5	7.5
Average Per Catch	11.3	12.7
Average Per Game	326.0	223.1
TDs Passing	22	12
TOTAL OFFENSE	3442	3399
Total Plays	566	579
Average Per Play	6.1	5.9
Average Per Game	430.2	424.9
KICK RETURNS: #-Yards	39-759	42-812
PUNT RETURNS: #-Yards	6-86	8-35
INT RETURNS: #-Yards	11-122	6-63
KICK RETURN AVERAGE	19.5	19.3
PUNT RETURN AVERAGE	14.3	4.4
INT RETURN AVERAGE	11.1	10.5
FUMBLES-LOST	11-9	14-9
PENALTIES-Yards	45-423	54-495
Average Per Game	52.9	61.9
PUNTS-Yards	28-1051	30-1125
Average Per Punt	37.5	37.5
Net punt average	34.1	32.0
TIME OF POSSESSION/Game	29:15	30:45
3RD-DOWN Conversions	47/103	53/115
3rd-Down Pct	46%	46%
4TH-DOWN Conversions	6/11	13/16
4th-Down Pct	55%	81%
SACKS BY-Yards	10-73	16-114
MISC YARDS	0	0
TOUCHDOWNS SCORED	33	34
FIELD GOALS-ATTEMPTS	6-12	5-7
ON-SIDE KICKS	0-1	0-0
RED-ZONE SCORES	(26-31) 84%	(26-31) 84%
RED-ZONE TOUCHDOWNS	(21-31) 68%	(23-31) 74%
PAT-ATTEMPTS	(33-33) 100%	(29-31) 94%
ATTENDANCE	28351	103569
Games/Avg Per Game	3/9450	5/20714
Neutral Site Games		0/0

Score by Quarters	1st	2nd	3rd	4th	OT	Total
Elon	62	90	38	59	0	249
Opponents	35	84	51	72	6	248

2010 Individual Stats

Rushing	gp-gs	att	gain	loss	net	avg	td	lg	avg/g
A.J. Harris	8-3	89	435	19	416	4.7	6	32	52.0
Brandon Newsome	6-5	58	303	15	288	5.0	3	23	48.0
Dontay Taylor	4-0	18	65	3	62	3.4	0	9	15.5
John Reece	5-0	1	27	0	27	27.0	0	27	5.4
Lance Camp	6-5	7	23	0	23	3.3	0	9	3.8
Thomas Wilson	2-0	3	19	0	19	6.3	0	16	9.5
Jeremy Peterson	8-2	2	12	0	12	6.0	0	11	1.5
Sean Jeffcoat	8-8	1	4	0	4	4.0	0	4	0.5
TEAM	3-0	3	0	3	-3	-1.0	0	0	-1.0
Kierre Brown	8-0	1	0	4	-4	-4.0	0	0	-0.5
Scott Riddle	8-8	37	123	133	-10	-0.3	1	25	-1.2
Total	8	220	1011	177	834	3.8	10	32	104.2
Opponents	8	341	1794	180	1614	4.7	20	53	201.8

Passing	gp-gs	effic	comp-att-int	pct	yds	td	lg	avg/g
Scott Riddle	8-8	150.90	218-322-6	67.7	2468	22	57	308.5
Thomas Wilson	2-0	108.00	12-22-0	54.5	140	0	33	70.0
Jeremy Peterson	8-2	0.00	0-1-0	0.0	0	0	0	0.0
TEAM	3-0	0.00	0-1-0	0.0	0	0	0	0.0
Total	8	147.30	230-346-6	66.5	2608	22	57	326.0
Opponents	8	129.64	141-238-11	59.2	1785	12	62	223.1

Receiving	gp-gs	no.	yds	avg	td	lg	avg/g
Aaron Mellette	8-7	68	819	12.0	10	47	102.4
Sean Jeffcoat	8-8	51	717	14.1	5	57	89.6
A.J. Harris	8-3	29	232	8.0	2	23	29.0
Lance Camp	6-5	25	244	9.8	0	38	40.7
Jeremy Peterson	8-2	17	180	10.6	1	38	22.5
Kierre Brown	8-0	14	201	14.4	2	36	25.1
Brandon Newsome	6-5	10	97	9.7	0	17	16.2
Andre Labinowicz	8-7	8	85	10.6	1	24	10.6
Matt Eastman	8-2	6	33	5.5	1	14	4.1
Taylor Berry	8-1	1	11	11.0	0	11	1.4
Scott Riddle	8-8	1	-11	-11.0	0	0	-1.4
Total	8	230	2608	11.3	22	57	326.0
Opponents	8	141	1785	12.7	12	62	223.1

Scoring	td	fg	PAT				dpx	saf	pts
			kick	rush	rcv	pass			
Aaron Mellette	10	-	-	-	-	-	-	60	
Adam Shreiner	-	6-12	33-33	-	-	-	-	51	
A.J. Harris	8	-	-	-	-	-	-	48	
Sean Jeffcoat	5	-	-	-	-	-	-	30	
Brandon Newsome	3	-	-	-	-	-	-	18	
Kierre Brown	2	-	-	-	-	-	-	12	
Matt Eastman	1	-	-	-	-	-	-	6	
Jeremy Peterson	1	-	-	-	-	-	-	6	
Scott Riddle	1	-	-	-	-	-	-	6	
Joshua Jones	1	-	-	-	-	-	-	6	
Andre Labinowicz	1	-	-	-	-	-	-	6	
Total	33	6-12	33-33	-	-	-	-	249	
Opponents	34	5-7	29-31	-	-	0-2	-	248	

Punt Returns	no.	yds	avg	td	lg
Lance Camp	3	45	15.0	0	23
Terell Wilson	2	39	19.5	0	31
Kierre Brown	1	2	2.0	0	2
Total	6	86	14.3	0	31
Opponents	8	35	4.4	0	15

Interceptions	no.	yds	avg	td	lg
Blake Thompson	3	59	19.7	0	37
Chand. Wrightenberry	3	30	10.0	0	19
Travis Greene	2	13	6.5	0	8
Joshua Jones	1	25	25.0	1	25
Ronnie Hardison	1	-5	-5.0	0	0
Andrew Straus	1	0	0.0	0	0
Total	11	122	11.1	1	37
Opponents	6	63	10.5	1	36

Kick Returns	no.	yds	avg	td	lg
Kierre Brown	16	308	19.2	0	30
Lance Camp	12	228	19.0	0	31
Jamal Shuman	5	99	19.8	0	26
Christian Dennis	3	61	20.3	0	26
Aaron Mellette	2	42	21.0	0	25
Sean Jeffcoat	1	21	21.0	0	21
Total	39	759	19.5	0	31
Opponents	42	812	19.3	1	84

Fumble Returns	no.	yds	avg	td	lg
Khiry Mullins	1	10	10.0	0	10
Total	1	10	10.0	0	10
Opponents	0	0	0.0	0	0

Total Offense	g	plays	rush	pass	total	avg/g
Scott Riddle	8	359	-10	2468	2458	307.2
A.J. Harris	8	89	416	0	416	52.0
Brandon Newsome	6	58	288	0	288	48.0
Thomas Wilson	2	25	19	140	159	79.5
Dontay Taylor	4	18	62	0	62	15.5
John Reece	5	1	27	0	27	5.4
Lance Camp	6	7	23	0	23	3.8
Jeremy Peterson	8	3	12	0	12	1.5
Sean Jeffcoat	8	1	4	0	4	0.5
TEAM	3	4	-3	0	-3	-1.0
Kierre Brown	8	1	-4	0	-4	-0.5
Total	8	566	834	2608	3442	430.2
Opponents	8	579	1614	1785	3399	424.9

Field Goals	fg	pct.	01-19	20-29	30-39	40-49	50-99	lg	blk
Adam Shreiner	6-12	50.0	0-0	4-5	1-2	1-5	0-0	47	1

FG Sequence	Elon	Opponents
Duke	(28),(47),44	(22),(20),47
Shaw	(26),(31)	-
Richmond	27,37	-
Georgia Southern	-	(23)
Samford	(25),41	(48),(22)
Appalachian State	(29),45	-
Wofford	-	37
Chattanooga	47	-

Punting	no.	yds	avg	lg	tb	fc	i20	50+	blk
Scott Riddle	15	590	39.3	60	2	6	5	2	0
John Reece	13	461	35.5	47	1	0	4	0	0
Total	28	1051	37.5	60	3	6	9	2	0
Opponents	30	1125	37.5	53	4	10	6	1	0

Kickoffs	no.	yds	avg	tb	ob	retn	net	ydln
Kenton Beal	37	2046	55.3	0	0	-	-	-
Adam Shreiner	8	460	57.5	0	0	-	-	-
Total	45	2506	55.7	0	0	19.3	37.6	32
Opponents	45	2770	61.6	4	2	19.5	42.9	27

Numbers in (parentheses) indicate field goal was made.

2010 Individual Defensive Stats

##	Defensive Leaders	gp-gs	Tackles				tfl/yds	Sacks no-yds	Pass defense			Fumbles		blkd	
			ua	a	tot				int-yds	brup	qbh	rcv-yds	ff	kick	saf
43	Brandon Wiggins	8-7	49	35	84	3.5-18	1.0-6	.	2	2	2-0	.	.	.	
50	Joshua Jones	8-8	19	38	57	1.0-1	.	1-25	2	.	.	1	.	.	
47	Travis Greene	8-8	25	27	52	4.5-22	1.0-14	2-13	.	2	1-0	1	.	.	
20	Brandon Ward	8-7	22	26	48	8.5-37	3.0-22	.	3	7	.	2	.	.	
6	Blake Thompson	8-7	19	24	43	1.5-6	1.0-6	3-59	2	.	.	1	.	.	
5	Ronnie Hardison	8-8	34	9	43	3.0-7	.	1--5	4	
27	Terell Wilson	6-5	25	15	40	0.5-1	.	.	2	1	
10	Dale Riley	6-4	14	16	30	2.0-9	0.5-5	.	1	1	1-0	.	.	.	
59	Jordan Jones	7-5	16	12	28	0.5-3	.	.	.	1	.	3	.	.	
98	David Hunt	8-3	11	16	27	3.0-9	0.5-4	
41	Chand. Wrightenberry	7-5	12	11	23	.	.	3-30	2	
93	Jordan Gibson	8-8	10	12	22	2.0-11	1.0-7	.	.	1	1-0	.	.	.	
97	Brandon Brant	8-3	8	14	22	2.0-6	1.5-5	.	.	2	1-0	.	.	.	
39	Andrew Straus	7-1	6	10	16	.	.	1-0	
55	Khirey Walker	8-6	3	9	12	1.0-2	.	.	.	1	
90	Olufemi Lamikanra	8-0	4	4	8	0.5-1	
8	Zach Henderson	8-0	3	5	8	
29	Edward Burns	6-2	6	1	7	.	.	.	1	
42	Lionel Shoffner	7-1	3	3	6	1.0-2	
34	Juan Burnett	5-0	1	5	6	
9	Sean Jeffcoat	8-8	4	2	6	
37	Jonathan Conner	8-0	1	5	6	
92	Tevin James	4-0	2	3	5	
17	Luke Martin	6-0	2	3	5	
58	Khiry Mullins	3-0	1	3	4	0.5-4	0.5-4	.	.	.	1-10	.	.	.	
11	Darrius McQueen	3-0	3	.	3	
21	Brandon Spurlock	6-0	1	2	3	
84	Kenton Beal	7-0	2	1	3	
26	Brett McQuilkin	8-0	1	2	3	1-0	.	.	.	
87	Nick Sissine	1-0	2	.	2	
57	Logan Hardin	7-6	1	.	1	
30	Dontay Taylor	4-0	.	1	1	
83	Chris Harris	2-0	.	1	1	
31	Kierre Brown	8-0	1	.	1	
46	Danny Sellars	1-0	1	.	1	
1	Jamal Shuman	3-0	.	1	1	
77	Ned Cuthbertson	8-8	1	.	1	
88	Andre Labinowicz	8-7	.	1	1	
24	Quinton Lightfoot	3-0	.	1	1	1-0	.	.	.	
95	John Watts	1-0	1	
Total		8	313	318	631	35-139	10-73	11-122	19	19	9-10	8	.	.	
Opponents		8	300	280	580	38-179	16-114	6-63	33	35	9-0	8	1	.	

2010 Elon Superlatives

Rushes	31	A.J. Harris at Chattanooga (Oct 30, 2010)
Yards Rushing	163	A.J. Harris at Chattanooga (Oct 30, 2010)
TD Rushes	4	A.J. Harris at Chattanooga (Oct 30, 2010)
Long Rush	32	A.J. Harris vs Shaw (Sep 11, 2010)
Pass attempts	55	Scott Riddle at Richmond (Sep 18, 2010)
Pass completions	36	Scott Riddle vs Samford (Oct 02, 2010)
Yards Passing	416	Scott Riddle vs Samford (Oct 02, 2010)
TD Passes	4	Scott Riddle at Appalachian State (Oct 09, 2010)
Long Pass	57	Scott Riddle at Chattanooga (Oct 30, 2010)
Receptions	18	Aaron Mellette at Richmond (Sep 18, 2010)
Yards Receiving	195	Aaron Mellette at Richmond (Sep 18, 2010)
TD Receptions	3	Aaron Mellette at Appalachian State (Oct 09, 2010)
Long Reception	57	Sean Jeffcoat at Chattanooga (Oct 30, 2010)
Field Goals	2	Adam Shreiner at Duke (Sep 04, 2010)
	2	Adam Shreiner vs Shaw (Sep 11, 2010)
Long Field Goal	47	Adam Shreiner at Duke (Sep 04, 2010)
Punts	6	Scott Riddle vs Wofford (Oct 23, 2010)
Punting Avg	41.7	Scott Riddle vs Wofford (Oct 23, 2010)
Long Punt	60	Scott Riddle vs Wofford (Oct 23, 2010)
Long Punt Return	31	Terell Wilson vs Wofford (Oct 23, 2010)
Long Kickoff Return	31	Lance Camp vs Shaw (Sep 11, 2010)
Tackles	19	Brandon Wiggins at Duke (Sep 04, 2010)
Sacks	2.0	Brandon Ward at Appalachian State (Oct 09, 2010)
Tackles For Loss	3.0	Brandon Ward at Appalachian State (Oct 09, 2010)
Interceptions	1	Blake Thompson vs Shaw (Sep 11, 2010)
	1	Chand. Wrightenberry vs Shaw (Sep 11, 2010)
	1	Chand. Wrightenberry at Richmond (Sep 18, 2010)
	1	Travis Greene at Richmond (Sep 18, 2010)
	1	Ronnie Hardison vs Samford (Oct 02, 2010)
	1	Blake Thompson vs Samford (Oct 02, 2010)
	1	Blake Thompson at Chattanooga (Oct 30, 2010)
	1	Andrew Straus at Chattanooga (Oct 30, 2010)
	1	Chand. Wrightenberry at Chattanooga (Oct 30, 2010)
	1	Travis Greene at Chattanooga (Oct 30, 2010)
	1	Joshua Jones at Chattanooga (Oct 30, 2010)
Rushes	44	at Chattanooga (Oct 30, 2010)
Yards Rushing	199	vs Shaw (Sep 11, 2010)
Yards Per Rush	6.0	at Duke (Sep 04, 2010)
TD Rushes	4	vs Shaw (Sep 11, 2010)
	4	at Chattanooga (Oct 30, 2010)
Pass attempts	56	at Richmond (Sep 18, 2010)
Pass completions	36	vs Samford (Oct 02, 2010)
Yards Passing	416	vs Samford (Oct 02, 2010)
Yards Per Pass	9.3	at Chattanooga (Oct 30, 2010)
TD Passes	4	at Appalachian State (Oct 09, 2010)
Total Plays	82	vs Samford (Oct 02, 2010)
Total Offense	526	vs Shaw (Sep 11, 2010)
Yards Per Play	7.2	at Appalachian State (Oct 09, 2010)
Points	55	vs Shaw (Sep 11, 2010)
Sacks By	2	at Richmond (Sep 18, 2010)
	2	at Appalachian State (Oct 09, 2010)
	2	vs Wofford (Oct 23, 2010)
First Downs	31	at Chattanooga (Oct 30, 2010)
Penalties	11	at Richmond (Sep 18, 2010)
Penalty Yards	92	at Richmond (Sep 18, 2010)
Turnovers	4	vs Samford (Oct 02, 2010)
	4	at Chattanooga (Oct 30, 2010)
Interceptions By	5	at Chattanooga (Oct 30, 2010)

2010 Opponent Superlatives

Rushes	31	E. Breitenstein, vs Wofford (Oct 23, 2010)
Yards Rushing	170	DeAndre Presley, at Appalachian State (Oct 09, 2010)
TD Rushes	2	Shaw, Jaybo, at Georgia Southern (Sep 25, 2010)
	2	Kelsey Pope, vs Samford (Oct 02, 2010)
	2	DeAndre Presley, at Appalachian State (Oct 09, 2010)
	2	E. Breitenstein, vs Wofford (Oct 23, 2010)
Long Rush	53	DeAndre Presley, at Appalachian State (Oct 09, 2010)
Pass attempts	63	B.J. Coleman, at Chattanooga (Oct 30, 2010)
Pass completions	33	B.J. Coleman, at Chattanooga (Oct 30, 2010)
Yards Passing	386	B.J. Coleman, at Chattanooga (Oct 30, 2010)
TD Passes	5	B.J. Coleman, at Chattanooga (Oct 30, 2010)
Long Pass	62	ATKINS, Kevin, vs Shaw (Sep 11, 2010)
Receptions	11	Joel Bradford, at Chattanooga (Oct 30, 2010)
Yards Receiving	152	Joel Bradford, at Chattanooga (Oct 30, 2010)
TD Receptions	2	Joel Bradford, at Chattanooga (Oct 30, 2010)
Long Reception	62	GREGORY, Julius, vs Shaw (Sep 11, 2010)
Field Goals	2	Snyderwine, W., at Duke (Sep 04, 2010)
	2	Cameron Yaw, vs Samford (Oct 02, 2010)
Long Field Goal	48	Cameron Yaw, vs Samford (Oct 02, 2010)
Punts	5	SHEPARD, Lyncon, vs Shaw (Sep 11, 2010)
	5	Bob Hooper, vs Samford (Oct 02, 2010)
	5	Landon Bennett, vs Wofford (Oct 23, 2010)
Punting Avg	43.8	Bob Hooper, vs Samford (Oct 02, 2010)
Long Punt	53	Bob Hooper, vs Samford (Oct 02, 2010)
Long Punt Return	15	Richie Fordham, vs Samford (Oct 02, 2010)
Long Kickoff Return	84	Mike Rucker, vs Wofford (Oct 23, 2010)
Tackles	17	Bryce Smith, vs Samford (Oct 02, 2010)
Sacks	2.0	Jabari Fletcher, at Appalachian State (Oct 09, 2010)
	2.0	Ameet Pall, vs Wofford (Oct 23, 2010)
Tackles For Loss	3.0	Jabari Fletcher, at Appalachian State (Oct 09, 2010)
Interceptions	1	Kromah, A., at Duke (Sep 04, 2010)
	1	Daniels, M., at Duke (Sep 04, 2010)
	1	Corey Jackson, at Richmond (Sep 18, 2010)
	1	Webb, E.J., at Georgia Southern (Sep 25, 2010)
	1	Scott, Laron, at Georgia Southern (Sep 25, 2010)
	1	Mike McCrimon, vs Wofford (Oct 23, 2010)
Rushes	72	at Georgia Southern (Sep 25, 2010)
Yards Rushing	379	at Georgia Southern (Sep 25, 2010)
Yards Per Rush	6.2	at Appalachian State (Oct 09, 2010)
TD Rushes	4	at Georgia Southern (Sep 25, 2010)
	4	at Appalachian State (Oct 09, 2010)
Pass attempts	63	at Chattanooga (Oct 30, 2010)
Pass completions	33	at Chattanooga (Oct 30, 2010)
Yards Passing	386	at Chattanooga (Oct 30, 2010)
Yards Per Pass	10.8	at Georgia Southern (Sep 25, 2010)
TD Passes	5	at Chattanooga (Oct 30, 2010)
Total Plays	90	at Chattanooga (Oct 30, 2010)
Total Offense	542	at Duke (Sep 04, 2010)
Yards Per Play	7.6	at Appalachian State (Oct 09, 2010)
Points	41	at Duke (Sep 04, 2010)
Sacks By	3	at Georgia Southern (Sep 25, 2010)
	3	at Appalachian State (Oct 09, 2010)
First Downs	32	at Duke (Sep 04, 2010)
Penalties	12	at Appalachian State (Oct 09, 2010)
Penalty Yards	116	at Appalachian State (Oct 09, 2010)
Turnovers	6	at Chattanooga (Oct 30, 2010)
Interceptions By	2	at Duke (Sep 04, 2010)
	2	at Georgia Southern (Sep 25, 2010)



64

Rodney Austin
Junior • OL
6-4 • 304
Charlotte, N.C.



84

Kenton Beal
R-Freshman • K/P
5-10 • 182
Cape Coral, Fla.



86

Taylor Berry
Junior • TE
6-4 • 235
Oviedo, Fla.



82

Gavin Billings
R-Freshman • TE
6-5 • 243
Kannapolis, N.C.



97

Brandon Brant
R-Freshman • DL
6-1 • 211
Stone Mountain, Ga.



99

Jay Brown
R-Freshman • DL
6-4 • 236
Sandy Springs, Ga.



31

Kierre Brown
Freshman • WR
5-9 • 170
Charlotte, N.C.



34

Juan Burnett
Freshman • DB
6-1 • 198
Duluth, Ga.



29

Edward Burns
Freshman • DB
5-9 • 168
Sylvania, Ga.



94

Rushaun Byrd
Sophomore • DL
6-2 • 222
Valrico, Fla.



4

Lance Camp
Senior • WR
5-10 • 201
Cherryville, N.C.



37

Jonathan Conner
Junior • DB
6-1 • 202
Prairieview, La.



77

Ned Cuthbertson
Junior • OL
6-4 • 286
Forest City, N.C.



65

Steven DeCarlo
Freshman • DL
6-2 • 259
Acworth, Ga.



80

Christian Dennis
Junior • WR
6-0 • 202
Ponte Vedra Beach, Fla.



74

Phillip Dobbins
Freshman • OL
6-4 • 270
Elm City, N.C.



49

Jeremy Dolan
Freshman • FB
6-2 • 215
Gulfport, Fla.



13

Ian Durham
Freshman • K
5-7 • 140
Wilmington, N.C.



40

Matt Eastman
R-Freshman • FB
6-1 • 230
Tampa, Fla.



66

Drew Ferkol
Freshman • DL
6-2 • 270
Charlotte, N.C.



63

Sam Fulginiti
Freshman • OL
6-3 • 289
Matthews, N.C.



61

Brian Gerwig
Freshman • OL
6-2 • 285
Winston-Salem, N.C.



93

Jordan Gibson
Senior • DL
6-3 • 264
Thomasville, N.C.



35

Jake Goldsberry
Senior • FB
6-1 • 245
Bay Village, Ohio



21

David Goltz
R-Freshman • WR
6-0 • 175
Orchard Park, N.Y.



47
Travis Greene
 Senior • LB
 6-0 • 215
 Falls Church, Va.



57
Logan Hardin
 Junior • OL
 6-4 • 288
 Grover, N.C.



5
Ronnie Hardison
 R-Freshman • DB
 5-8 • 151
 Sarasota, Fla.



33
A.J. Harris
 Junior • RB
 6-1 • 206
 Ocean View, N.J.



33
Chris Harris
 Sophomore • WR
 6-5 • 214
 Ocean View, N.J.



8
Zach Henderson
 Junior • LB
 6-0 • 224
 Roswell, Ga.



62
Kyle Herbert
 Sophomore • OL
 6-2 • 286
 Hillsborough, N.C.



56
Mark Hoffer
 Senior • OL
 6-5 • 293
 Hillsborough, N.J.



14
Mark Holmes
 Freshman • WR
 5-9 • 160
 Cheltenham, Md.



29
Kyle Huff
 Freshman • WR
 5-10 • 170
 Naples, Fla.



98
David Hunt
 Senior • DL
 6-5 • 261
 Port Orange, Fla.



49
Jeremy Inglesi, Jr.
 Freshman • DB
 5-11 • 182
 Charlotte, N.C.



92
Tevin James
 Freshman • DL
 6-1 • 285
 Newton, N.C.



9
Sean Jeffcoat
 Senior • WR
 6-2 • 200
 Fayetteville, N.C.



70
Clay Johnson
 R-Freshman • OL
 6-3 • 275
 Hickory, N.C.



38
Evan Jones
 Freshman • LB
 5-11 • 215
 Chapel Hill, N.C.



59
Jordan Jones
 R-Freshman • DL
 6-1 • 238
 Lakeland, Fla.



50
Joshua Jones
 Junior • LB
 6-1 • 235
 Tampa, Fla.



88
Andre Labinowicz
 Junior • TE
 6-4 • 245
 Charlotte, N.C.



90
Olufemi Lamikanra
 Sophomore • DL
 6-2 • 235
 Tallahassee, Fla.



23
Akeem Langham
 Freshman • DB
 5-10 • 178
 High Point, N.C.



24
Quinton Lightfoot
 R-Freshman • LB
 5-11 • 210
 Crawfordville, Fla.



17
Luke Martin
 Sophomore • DB
 6-1 • 182
 Tampa, Fla.



35
Connor McClain
 Freshman • RB
 5-10 • 186
 Scottsdale, Ariz.



68
Andrew McMicken
 Junior • OL
 6-0 • 262
 Flower Mound, Texas



11
Darius McQueen
 Junior • WR
 5-9 • 179
 Tallahassee, Fla.



26
Brett McQuilkin
 Senior • DB
 5-8 • 184
 Columbia, Md.



3
Aaron Mellette
 Sophomore • WR
 6-3 • 211
 Sanford, N.C.



58
Khiry Mullins
 Junior • DL
 6-2 • 258
 Columbia, S.C.



91
Brendan Nagle
 Freshman • TE
 6-2 • 210
 Rye, N.Y.



13
Shay Newcomer
 Sophomore • QB
 6-0 • 204
 Crystal River, Fla.



2
Brandon Newsome
 Senior • RB
 5-10 • 203
 Windsor, Va.



78
Corey O'Shea
 Senior • OL
 6-4 • 290
 Kennesaw, Ga.



18
Jeremy Peterson
 Sophomore • WR
 5-9 • 183
 Winston-Salem, N.C.



7
Mike Quinn
 Freshman • QB
 6-3 • 193
 Wayne, N.J.



28
John Reece
 Sophomore • P
 5-10 • 217
 Raleigh, N.C.



69
Mark Rehbein
 R-Freshman • OL
 6-6 • 284
 Alexandria, Va.



89
Clark Richards
 Junior • TE
 6-3 • 234
 Durham, N.C.



48
Elliott Richardson
 Sophomore • LB
 6-1 • 215
 Columbia, S.C.



16
Scott Riddle
 Senior • QB
 6-1 • 213
 Ramseur, N.C.



10
Dale Riley
 Sophomore • DB
 6-2 • 214
 Charlotte, N.C.



81
Rasaun Rorie
 R-Freshman • WR
 6-1 • 197
 Morven, N.C.



22
Bruce Rosell
 Senior • LS
 5-11 • 183
 Chapel Hill, N.C.



67
John Rubertone
 Senior • OL
 6-3 • 301
 Acworth, Ga.



60
Dustin Ruff
 Freshman • DL
 5-11 • 283
 Waxhaw, N.C.



34
Mazzie Rutland
 Freshman • RB
 5-11 • 187
 North Potomac, Md.



46
Danny Sellars
 Freshman • WR
 6-4 • 189
 St. Augustine, Fla.



15
Chris Shafto
 Junior • QB
 6-1 • 193
 Cary, N.C.



42
Lionel Shoffner
 Senior • LB
 6-0 • 234
 Greensboro, N.C.



32
Adam Shreiner
 Sophomore • K
 5-9 • 196
 Marietta, Ga.



1
Jamal Shuman
 Junior • RB
 5-8 • 170
 Fayetteville, N.C.



87
Nick Sissine
 R-Freshman • WR
 5-11 • 173
 Buford, Ga.



96
Austin Sowell
 Freshman • DL
 6-5 • 245
 Knoxville, Tenn.



52
Jonathan Spain
 Freshman • LB
 6-2 • 221
 Greensboro, N.C.



36
Alex Spears
 Freshman • LB
 5-11 • 214
 Raleigh, N.C.



21
Brandon Spurlock
 Junior • DB
 5-10 • 191
 Glen Allen, Va.



39
Andrew Straus
 Junior • DB
 6-1 • 210
 West Chester, Ohio



30
Dontay Taylor
 Junior • RB
 5-9 • 185
 Eureka, N.C.



38
Thonda Taylor
 Sophomore • FB
 5-10 • 240
 Millington, Tenn.



6
Blake Thompson
 Sophomore • DB
 6-1 • 196
 Elkridge, Md.



45
Tony Thompson
 R-Freshman • DL
 6-1 • 254
 Simpsonville, S.C.



72
Dennis Wagner
 R-Freshman • OL
 6-3 • 290
 Fredericksburg, Va.



55
Khirey Walker
 Junior • DL
 6-0 • 286
 Chesapeake, Va.



20
Brandon Ward
 Senior • DL
 6-6 • 232
 Webster, Fla.



79
Justin Ward
 Sophomore • OL
 6-4 • 302
 Summerfield, N.C.



95
John Watts
 Sophomore • DL
 6-1 • 267
 St. Johns, Fla.



43
Brandon Wiggins
 Senior • LB
 6-0 • 209
 Greensboro, N.C.



14
David Williams
 Sophomore • DB
 5-9 • 179
 Chester, Va.



76
Matt Williamson
 Junior • OL
 6-2 • 258
 Lumberton, N.C.



27
Terell Wilson
 Senior • DB
 5-9 • 163
 Jacksonville, Fla.



12
Thomas Wilson
 Sophomore • QB
 6-3 • 215
 Raleigh, N.C.



41
Chandler Wrightenberry
 Freshman • DB
 5-11 • 203
 Asheville, N.C.



53
Tyler Zoda
 Sophomore • LB
 6-0 • 221
 Raleigh, N.C.